

RWE AG FUTURE (RWEH) - EUX/C1

2023/09/29 18:39:06

Price
35.2307 EURDifference  1.34% (0.47)

General attributes

Symbol	RWEHC1
Exchange	Eurex
Currency	EUR
Security type	Future
Underlying	RWE AG
Maturity	10-2023
Contract size	100

Market data

Bid (Bid size)	- EUR (-)
Ask (Ask size)	- EUR (-)
Open	35.2307 EUR
High	35.2307 EUR
Low	35.2307 EUR
Close (prev. day)	34.7635 EUR
Underlying	RWE AG
Underlying price (date)	35.15 (23/09/29)
Settlement price (date)	35.23 (23/09/29)
Open Interest	0

Performance and Risk

	6m	1Y	3Y
Perf (%)	-9.18%	-	-
Perf (abs.)	-3.56	-	-
Beta	-	-	-
Volatility	17.32	19.13	19.13

Futures and Options

Related Futures	-
Related Options	-












5Y

Information about previous performance does not guarantee future performance.
Source: FactSet

Price data

Ø price 5 days Ø volume 5 days (pcs.)	35.3025 EUR (0)
Ø price 30 days Ø volume 30 days (pcs.)	37.1850 EUR (40)
Ø price 100 days Ø volume 100 days (pcs.)	38.9072 EUR (205)
Ø price 250 days Ø volume 250 days (pcs.)	- EUR (167)
YTD High date	42.8051 EUR (2023/01/25)
YTD Low date	34.7635 EUR (2023/09/28)
52 Weeks High date	42.8051 EUR (2023/01/25)
52 Weeks Low date	34.7635 EUR (2023/09/28)

Recent Research

on underlying	on sector	on market	
Date		Headline	Download
2023/09/29		Global Equity Ratings	
2023/09/08		Global Equity Ratings	
2023/08/22		Global Equity Ratings	
2023/08/17		Global Equity Ratings	
2023/08/09		Global Equity Ratings	