

SARTORIUS AG FUTURE (SRTF) - EUX/C13

2024/08/15 18:48:37

Price
245.8648 EURDifference  1.53% (3.70)

General attributes

Symbol	SRTFC13
Exchange	Eurex
Currency	EUR
Security type	Future
Underlying	SARTORIUS AG VZ
Maturity	12-2025
Contract size	100

Market data

Bid (Bid size)	- EUR (-)
Ask (Ask size)	- EUR (-)
Open	245.8648 EUR
High	245.8648 EUR
Low	245.8648 EUR
Close (prev. day)	242.1628 EUR
Underlying	SARTORIUS AG VZ
Underlying price (date)	239.90 (24/08/16)
Settlement price (date)	248.27 (24/08/15)
Open Interest	0

Performance and Risk

	6m	1Y	3Y
Perf (%)	-28.37%	-35.97%	-
Perf (abs.)	-97.39	-138.13	-
Beta	-	-	-
Volatility	68.76	56.51	-

Futures and Options

Related Futures	-
Related Options	-

5Y











Information about previous performance does not guarantee future performance.
Source: FactSet

Price data

Ø price 5 days Ø volume 5 days (pcs.)	247.1127 EUR (0)
Ø price 30 days Ø volume 30 days (pcs.)	247.4147 EUR (0)
Ø price 100 days Ø volume 100 days (pcs.)	285.8091 EUR (0)
Ø price 250 days Ø volume 250 days (pcs.)	315.9821 EUR (0)
YTD High date	394.8917 EUR (2024/03/22)
YTD Low date	213.6357 EUR (2024/07/22)
52 Weeks High date	394.8917 EUR (2024/03/22)
52 Weeks Low date	213.6357 EUR (2024/07/22)

Recent Research

on sector		on market	
Date		Headline	Download
2024/08/12		Global Equity Ratings	
2024/07/24		Global Equity Ratings	
2024/07/12		Global Equity Ratings	
2024/06/21		Global Equity Ratings	
2024/06/14		Global Equity Ratings	