

## SARTORIUS AG FUTURE (SRTF) - EUX/C13

2024/05/06 18:30:12

Price  
**291.4199** EURDifference  -0.83% (-2.42)

## General attributes

Symbol	SRTFC13
Exchange	Eurex
Currency	EUR
Security type	Future
Underlying	SARTORIUS AG VZ
Maturity	05-2025
Contract size	100

## Market data

Bid (Bid size)	- EUR (-)
Ask (Ask size)	- EUR (-)
Open	291.4199 EUR
High	291.4199 EUR
Low	291.4199 EUR
Close (prev. day)	293.8446 EUR
Underlying	SARTORIUS AG VZ
Underlying price (date)	278.80 (24/05/10)
Settlement price (date)	287.94 (24/05/10)
Open Interest	0

## Performance and Risk

	6m	1Y	3Y
Perf (%)	+11.96%	-22.52%	-
Perf (abs.)	+31.13	-84.73	-
Beta	-	-	-
Volatility	43.96	47.17	-

## Futures and Options

Related Futures	-
Related Options	-












Information about previous performance does not guarantee future performance.  
Source: FactSet

## Price data

Ø price 5 days   Ø volume 5 days (pcs.)	294.0107 EUR (0)
Ø price 30 days   Ø volume 30 days (pcs.)	336.6314 EUR (0)
Ø price 100 days   Ø volume 100 days (pcs.)	343.0803 EUR (0)
Ø price 250 days   Ø volume 250 days (pcs.)	333.7737 EUR (0)
YTD High   date	394.8917 EUR (2024/03/22)
YTD Low   date	280.4521 EUR (2024/04/19)
52 Weeks High   date	394.8917 EUR (2024/03/22)
52 Weeks Low   date	225.2901 EUR (2023/10/30)

## Recent Research

on sector		on market	
Date		Headline	Download
2024/04/26		Global Equity Ratings	
2024/04/03		Global Equity Ratings	
2024/03/13		Global Equity Ratings	
2024/02/22		Global Equity Ratings	
2024/02/14		Global Equity Ratings	