

VINCI S.A. FUTURE (SQUH) - EUX/C13

2024/04/25 18:47:27

Price
110.3359 EUR

Difference  **-1.30% (-1.45)**

General attributes

Symbol	SQUHC13
Exchange	Eurex
Currency	EUR
Security type	Future
Underlying	VINCI SA
Maturity	05-2025
Contract size	100

Market data

Bid (Bid size)	- EUR (-)
Ask (Ask size)	- EUR (-)
Open	110.3359 EUR
High	110.3359 EUR
Low	110.3359 EUR
Close (prev. day)	111.7866 EUR
Underlying	VINCI SA
Underlying price (date)	110.15 (24/04/25)
Settlement price (date)	110.34 (24/04/25)
Open Interest	0

Performance and Risk

	6m	1Y	3Y
Perf (%)	+11.20%	+1.48%	-
Perf (abs.)	+11.26	+1.63	-
Beta	-	-	-
Volatility	15.32	16.28	-

Futures and Options

Related Futures	-
Related Options	-

5Y












Information about previous performance does not guarantee future performance.
Source: FactSet

Price data

Ø price 5 days Ø volume 5 days (pcs.)	112.3650 EUR (0)
Ø price 30 days Ø volume 30 days (pcs.)	115.3765 EUR (0)
Ø price 100 days Ø volume 100 days (pcs.)	115.6979 EUR (0)
Ø price 250 days Ø volume 250 days (pcs.)	109.9249 EUR (0)
YTD High date	120.2204 EUR (2024/03/27)
YTD Low date	111.6203 EUR (2024/04/22)
52 Weeks High date	120.2204 EUR (2024/03/27)
52 Weeks Low date	99.6673 EUR (2023/10/23)

Recent Research

on underlying	on sector	on market	
Date		Headline	Download
2024/04/03		Global Equity Ratings	
2024/03/13		Global Equity Ratings	
2024/02/22		Global Equity Ratings	
2024/02/14		Global Equity Ratings	
2024/01/23		Global Equity Ratings	