

# FERRARI N.V. FUTURE (RACF) - EUX/C10

2024/09/18 18:41:20

Price  
**420.8895** EUR

Difference  -1.76% (-7.53)

### General attributes

Symbol	RACFC10
Exchange	Eurex
Currency	EUR
Security type	Future
Underlying	FERRARI N.V.
Maturity	06-2025
Contract size	1,000

### Market data

Bid (Bid size)	- EUR (-)
Ask (Ask size)	- EUR (-)
Open	420.8895 EUR
High	420.8895 EUR
Low	420.8895 EUR
Close (prev. day)	428.4168 EUR
Underlying	FERRARI N.V.
Underlying price (date)	411.70 (24/09/18)
Settlement price (date)	420.89 (24/09/18)
Open Interest	0

### Performance and Risk

	6m	1Y	3Y
Perf (%)	+7.49%	+46.69%	-
Perf (abs.)	+29.84	+136.37	-
Beta	-	-	-
Volatility	21.94	23.90	-

### Futures and Options

Related Futures	-
Related Options	-

5Y












Information about previous performance does not guarantee future performance.  
Source: FactSet

### Price data

Ø price 5 days   Ø volume 5 days (pcs.)	431.6475 EUR (0)
Ø price 30 days   Ø volume 30 days (pcs.)	431.3882 EUR (0)
Ø price 100 days   Ø volume 100 days (pcs.)	415.5108 EUR (0)
Ø price 250 days   Ø volume 250 days (pcs.)	366.6442 EUR (0)
YTD High   date	458.0117 EUR (2024/08/30)
YTD Low   date	313.2292 EUR (2024/01/05)
52 Weeks High   date	458.0117 EUR (2024/08/30)
52 Weeks Low   date	12.3106 EUR (2023/12/14)

### Recent Research

on sector		on market	
Date		Headline	Download
2024/09/17		GEVORKYAN Podniková analýza	
2024/09/11		Global Equity Ratings	
2024/09/09		GEVORKYAN Podniková analýza	
2024/09/05		Global Equity Ratings	
2024/08/12		Global Equity Ratings	