

SCHOELLER-BLECKM. OILF. EQU.AG FUTURE (SBOI) - EUX/C11

2024/04/30 18:39:53

Price
45.3704 EURDifference  -0.46% (-0.21)

General attributes

| | |
|---------------|---|
| Symbol | SBOIC11 |
| Exchange | Eurex |
| Currency | EUR |
| Security type | Future |
| Underlying | SCHOELLER-BLECKMANN OILFIELD EQUIPMENT AG |
| Maturity | 03-2025 |
| Contract size | 100 |

Market data

| | |
|-------------------------|---|
| Bid (Bid size) | - EUR (-) |
| Ask (Ask size) | - EUR (-) |
| Open | 45.3704 EUR |
| High | 45.3704 EUR |
| Low | 45.3704 EUR |
| Close (prev. day) | 45.5788 EUR |
| Underlying | SCHOELLER-BLECKMANN OILFIELD EQUIPMENT AG |
| Underlying price (date) | 42.40 (24/05/03) |
| Settlement price (date) | 44.02 (24/05/02) |
| Open Interest | 0 |

Performance and Risk

| | 6m | 1Y | 3Y |
|-------------|--------|---------|----|
| Perf (%) | -9.70% | -19.58% | - |
| Perf (abs.) | -4.73 | -10.71 | - |
| Beta | - | - | - |
| Volatility | 27.67 | 27.74 | - |

Futures and Options

| | |
|-----------------|---|
| Related Futures | - |
| Related Options | - |

5Y












Information about previous performance does not guarantee future performance.
Source: FactSet

Price data

| | |
|---|--------------------------|
| Ø price 5 days Ø volume 5 days (pcs.) | 45.1292 EUR (0) |
| Ø price 30 days Ø volume 30 days (pcs.) | 45.3998 EUR (0) |
| Ø price 100 days Ø volume 100 days (pcs.) | 43.1714 EUR (0) |
| Ø price 250 days Ø volume 250 days (pcs.) | 48.4220 EUR (0) |
| YTD High date | 48.3957 EUR (2024/04/12) |
| YTD Low date | 39.9910 EUR (2024/03/11) |
| 52 Weeks High date | 57.2848 EUR (2023/08/09) |
| 52 Weeks Low date | 39.9910 EUR (2024/03/11) |

Recent Research

| on sector | | on market | |
|------------|---|-----------------------|---|
| Date | | Headline | Download |
| 2024/04/26 |  | Global Equity Ratings |  |
| 2024/04/03 |  | Global Equity Ratings |  |
| 2024/03/13 |  | Global Equity Ratings |  |
| 2024/02/22 |  | Global Equity Ratings |  |
| 2024/02/14 |  | Global Equity Ratings |  |