

# RIO TINTO PLC FUTURE (RIOJ) - EUX/C10

2024/04/23 18:25:01

Price  
**5,407.6166** GBP

Difference  -1.30% (-71.03)

### General attributes

Symbol	RIOJC10
Exchange	Eurex
Currency	GBP
Security type	Future
Underlying	RIO TINTO ORD GBP0.10
Maturity	02-2025
Contract size	1,000

### Market data

Bid (Bid size)	- GBP (-)
Ask (Ask size)	- GBP (-)
Open	5,407.6166 GBP
High	5,407.6166 GBP
Low	5,407.6166 GBP
Close (prev. day)	5,478.6498 GBP
Underlying	RIO TINTO ORD GBP0.10
Underlying price (date)	5,502.00 (24/04/24)
Settlement price (date)	5,407.62 (24/04/23)
Open Interest	0

### Performance and Risk

	6m	1Y	3Y
Perf (%)	+12.42%	+4.62%	-
Perf (abs.)	+597.35	+238.67	-
Beta	-	-	-
Volatility	22.70	25.18	-

### Futures and Options

Related Futures	-
Related Options	-












5Y

Information about previous performance does not guarantee future performance.  
Source: FactSet

### Price data

Ø price 5 days   Ø volume 5 days (pcs.)	5,449.3273 GBP (0)
Ø price 30 days   Ø volume 30 days (pcs.)	5,175.2836 GBP (0)
Ø price 100 days   Ø volume 100 days (pcs.)	5,281.4286 GBP (0)
Ø price 250 days   Ø volume 250 days (pcs.)	5,137.0860 GBP (0)
YTD High   date	5,801.9658 GBP (2024/01/02)
YTD Low   date	4,865.1079 GBP (2024/03/05)
52 Weeks High   date	5,801.9658 GBP (2024/01/02)
52 Weeks Low   date	4,605.2758 GBP (2023/08/16)

### Recent Research

on underlying		on sector	
Date		Headline	Download
2024/04/03		Global Equity Ratings	
2024/03/13		Global Equity Ratings	
2024/02/22		Global Equity Ratings	
2024/02/14		Global Equity Ratings	
2024/01/23		Global Equity Ratings	