

## RYANAIR HOLDINGS PLC FUTURE (RY4I) - EUX/C10

2024/07/26 18:35:49

Price  
**15.0449** EURDifference  3.65% (0.53)

## General attributes

Symbol	RY4IC10
Exchange	Eurex
Currency	EUR
Security type	Future
Underlying	RYANAIR HOLDINGS
Maturity	05-2025
Contract size	100

## Market data

Bid (Bid size)	- EUR (-)
Ask (Ask size)	- EUR (-)
Open	15.0449 EUR
High	15.0449 EUR
Low	15.0449 EUR
Close (prev. day)	14.515 EUR
Underlying	RYANAIR HOLDINGS
Underlying price (date)	1,237.00 (24/07/26)
Settlement price (date)	15.04 (24/07/26)
Open Interest	0

## Performance and Risk

	6m	1Y	3Y
Perf (%)	-21.56%	-8.23%	-
Perf (abs.)	-4.13	-1.35	-
Beta	-	-	-
Volatility	53.36	38.43	-

## Futures and Options

Related Futures	-
Related Options	-

5Y












Information about previous performance does not guarantee future performance.  
Source: FactSet

## Price data

Ø price 5 days   Ø volume 5 days (pcs.)	14.1140 EUR (0)
Ø price 30 days   Ø volume 30 days (pcs.)	15.9937 EUR (0)
Ø price 100 days   Ø volume 100 days (pcs.)	19.4816 EUR (0)
Ø price 250 days   Ø volume 250 days (pcs.)	18.2508 EUR (0)
YTD High   date	21.8408 EUR (2024/04/08)
YTD Low   date	13.6150 EUR (2024/07/23)
52 Weeks High   date	21.8408 EUR (2024/04/08)
52 Weeks Low   date	13.6150 EUR (2024/07/23)

## Recent Research

on underlying	on sector	on market	
Date		Headline	Download
2024/07/24		Global Equity Ratings	
2024/07/12		Global Equity Ratings	
2024/06/21		Global Equity Ratings	
2024/06/14		Global Equity Ratings	
2024/05/29		Global Equity Ratings	