

# ROYAL BANK OF CANADA FUTURE (RYFF) - EUX/C10

2023/09/25 18:57:50

Price  
**90.5775** USD

Difference  -0.28% (-0.25)

### General attributes

Symbol	RYFFC10
Exchange	Eurex
Currency	USD
Security type	Future
Underlying	ROYAL BANK OF CANADA
Maturity	07-2024
Contract size	100

### Market data

Bid (Bid size)	- USD (-)
Ask (Ask size)	- USD (-)
Open	90.5775 USD
High	90.5775 USD
Low	90.5775 USD
Close (prev. day)	90.8311 USD
Underlying	ROYAL BANK OF CANADA
Underlying price (date)	120.42 (23/09/25)
Settlement price (date)	90.58 (23/09/25)
Open Interest	0

### Performance and Risk

	6m	1Y	3Y
Perf (%)	-2.14%	-	-
Perf (abs.)	-1.98	-	-
Beta	-	-	-
Volatility	16.97	17.99	17.99

### Futures and Options

Related Futures	-
Related Options	-

5Y












Information about previous performance does not guarantee future performance.  
Source: FactSet

### Price data

Ø price 5 days   Ø volume 5 days (pcs.)	91.7554 USD (0)
Ø price 30 days   Ø volume 30 days (pcs.)	91.4063 USD (0)
Ø price 100 days   Ø volume 100 days (pcs.)	94.8377 USD (0)
Ø price 250 days   Ø volume 250 days (pcs.)	- USD (0)
YTD High   date	105.6373 USD (2023/02/10)
YTD Low   date	89.0351 USD (2023/09/07)
52 Weeks High   date	105.6373 USD (2023/02/10)
52 Weeks Low   date	89.0351 USD (2023/09/07)

### Recent Research

on underlying		on sector	
Date		Headline	Download
2023/09/08		Global Equity Ratings	
2023/08/22		Global Equity Ratings	
2023/08/17		Global Equity Ratings	
2023/08/09		Global Equity Ratings	
2023/07/21		Global Equity Ratings	