

RENAULT S.A. FUTURE (RNLF) - EUX/C12

2024/09/13 18:35:38

Price
38.4831 EUR

Difference  2.49% (0.94)

General attributes

Symbol	RNFLC12
Exchange	Eurex
Currency	EUR
Security type	Future
Underlying	RENAULT SA
Maturity	08-2025
Contract size	100

Market data

Bid (Bid size)	- EUR (-)
Ask (Ask size)	- EUR (-)
Open	38.4831 EUR
High	38.4831 EUR
Low	38.4831 EUR
Close (prev. day)	37.5479 EUR
Underlying	RENAULT SA
Underlying price (date)	39.14 (24/09/13)
Settlement price (date)	38.48 (24/09/13)
Open Interest	0

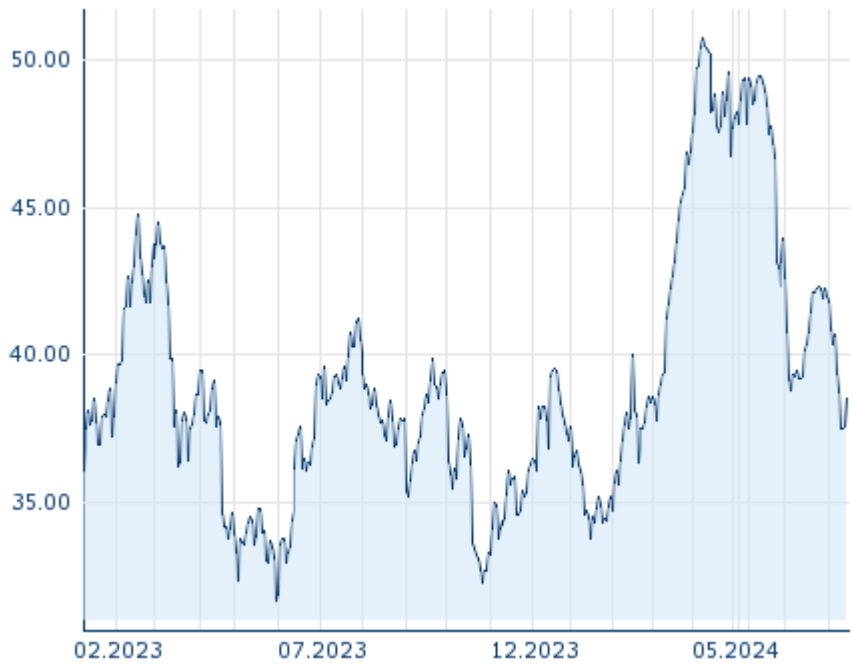
Performance and Risk

	6m	1Y	3Y
Perf (%)	-7.66%	+1.30%	-
Perf (abs.)	-3.19	+0.49	-
Beta	-	-	-
Volatility	30.62	31.61	-

Futures and Options

Related Futures	-
Related Options	-

5Y












Information about previous performance does not guarantee future performance.
Source: FactSet

Price data

Ø price 5 days Ø volume 5 days (pcs.)	37.9494 EUR (0)
Ø price 30 days Ø volume 30 days (pcs.)	40.2128 EUR (0)
Ø price 100 days Ø volume 100 days (pcs.)	43.8301 EUR (0)
Ø price 250 days Ø volume 250 days (pcs.)	40.1231 EUR (0)
YTD High date	50.7504 EUR (2024/04/09)
YTD Low date	33.7805 EUR (2024/01/17)
52 Weeks High date	50.7504 EUR (2024/04/09)
52 Weeks Low date	32.2220 EUR (2023/10/26)

Recent Research

on sector		on market	
Date		Headline	Download
2024/09/11		Global Equity Ratings	
2024/09/09		GEVORKYAN Podniková analýza	
2024/09/05		Global Equity Ratings	
2024/08/12		Global Equity Ratings	
2024/07/24		Global Equity Ratings	