

RWE AG FUTURE (RWEH) - EUX/C12

2024/07/26 18:35:48

Price
34.0687 EURDifference  1.01% (0.34)

General attributes

Symbol	RWEHC12
Exchange	Eurex
Currency	EUR
Security type	Future
Underlying	RWE AG
Maturity	07-2025
Contract size	100

Market data

Bid (Bid size)	- EUR (-)
Ask (Ask size)	- EUR (-)
Open	34.0687 EUR
High	34.0687 EUR
Low	34.0687 EUR
Close (prev. day)	33.7294 EUR
Underlying	RWE AG
Underlying price (date)	33.63 (24/07/26)
Settlement price (date)	34.07 (24/07/26)
Open Interest	0

Performance and Risk

	6m	1Y	3Y
Perf (%)	-2.13%	-17.75%	-
Perf (abs.)	-0.74	-7.35	-
Beta	-	-	-
Volatility	22.31	22.66	-

Futures and Options

Related Futures	-
Related Options	-

5Y












Information about previous performance does not guarantee future performance.
Source: FactSet

Price data

Ø price 5 days Ø volume 5 days (pcs.)	33.6887 EUR (0)
Ø price 30 days Ø volume 30 days (pcs.)	33.5722 EUR (0)
Ø price 100 days Ø volume 100 days (pcs.)	32.4882 EUR (0)
Ø price 250 days Ø volume 250 days (pcs.)	35.8014 EUR (0)
YTD High date	41.8000 EUR (2024/01/09)
YTD Low date	30.6412 EUR (2024/02/26)
52 Weeks High date	42.3420 EUR (2023/12/14)
52 Weeks Low date	30.6412 EUR (2024/02/26)

Recent Research

on underlying on sector on market			
Date		Headline	Download
2024/07/24		Global Equity Ratings	
2024/07/12		Global Equity Ratings	
2024/06/21		Global Equity Ratings	
2024/06/14		Global Equity Ratings	
2024/05/29		Global Equity Ratings	