

RWE AG FUTURE (RWEH) - EUX/C12

2024/04/25 18:47:20

Price
32.2202 EURDifference  0.75% (0.24)

General attributes

Symbol	RWEHC12
Exchange	Eurex
Currency	EUR
Security type	Future
Underlying	RWE AG
Maturity	04-2025
Contract size	100

Market data

Bid (Bid size)	- EUR (-)
Ask (Ask size)	- EUR (-)
Open	32.2202 EUR
High	32.2202 EUR
Low	32.2202 EUR
Close (prev. day)	31.9818 EUR
Underlying	RWE AG
Underlying price (date)	32.42 (24/04/26)
Settlement price (date)	32.22 (24/04/25)
Open Interest	0

Performance and Risk

	6m	1Y	3Y
Perf (%)	-10.33%	-23.97%	-
Perf (abs.)	-3.71	-10.16	-
Beta	-	-	-
Volatility	22.51	21.17	-

Futures and Options

Related Futures	-
Related Options	-

5Y












Information about previous performance does not guarantee future performance.
Source: FactSet

Price data

Ø price 5 days Ø volume 5 days (pcs.)	32.3236 EUR (0)
Ø price 30 days Ø volume 30 days (pcs.)	31.6508 EUR (0)
Ø price 100 days Ø volume 100 days (pcs.)	35.1404 EUR (0)
Ø price 250 days Ø volume 250 days (pcs.)	37.3563 EUR (0)
YTD High date	41.8000 EUR (2024/01/09)
YTD Low date	30.6412 EUR (2024/02/26)
52 Weeks High date	43.9994 EUR (2023/05/12)
52 Weeks Low date	30.6412 EUR (2024/02/26)

Recent Research

on underlying	on sector	on market		
Date			Headline	Download
2024/04/03			Global Equity Ratings	
2024/03/13			Global Equity Ratings	
2024/02/22			Global Equity Ratings	
2024/02/14			Global Equity Ratings	
2024/01/23			Global Equity Ratings	