

## RWE AG FUTURE (RWEH) - EUX/C12

2024/04/22 18:36:52

Price  
**32.4088** EURDifference  -1.03% (-0.34)

## General attributes

Symbol	RWEHC12
Exchange	Eurex
Currency	EUR
Security type	Future
Underlying	RWE AG
Maturity	04-2025
Contract size	100

## Market data

Bid (Bid size)	- EUR (-)
Ask (Ask size)	- EUR (-)
Open	32.4088 EUR
High	32.4088 EUR
Low	32.4088 EUR
Close (prev. day)	32.7461 EUR
Underlying	RWE AG
Underlying price (date)	31.82 (24/04/23)
Settlement price (date)	32.41 (24/04/22)
Open Interest	0

## Performance and Risk

	6m	1Y	3Y
Perf (%)	-6.42%	-22.27%	-
Perf (abs.)	-2.22	-9.29	-
Beta	-	-	-
Volatility	22.96	21.21	-

## Futures and Options

Related Futures	-
Related Options	-

5Y












Information about previous performance does not guarantee future performance.  
Source: FactSet

## Price data

Ø price 5 days   Ø volume 5 days (pcs.)	32.3879 EUR (0)
Ø price 30 days   Ø volume 30 days (pcs.)	31.6238 EUR (0)
Ø price 100 days   Ø volume 100 days (pcs.)	35.3774 EUR (0)
Ø price 250 days   Ø volume 250 days (pcs.)	37.4822 EUR (0)
YTD High   date	41.8000 EUR (2024/01/09)
YTD Low   date	30.6412 EUR (2024/02/26)
52 Weeks High   date	43.9994 EUR (2023/05/12)
52 Weeks Low   date	30.6412 EUR (2024/02/26)

## Recent Research

on underlying	on sector	on market	
Date		Headline	Download
2024/04/03		Global Equity Ratings	
2024/03/13		Global Equity Ratings	
2024/02/22		Global Equity Ratings	
2024/02/14		Global Equity Ratings	
2024/01/23		Global Equity Ratings	