

SANOFI S.A. FUTURE (SNWG) - EUX/C10

2024/10/18 19:07:34

Price
99.8271 EUR

Difference  **-0.22% (-0.22)**

General attributes

Symbol	SNWGC10
Exchange	Eurex
Currency	EUR
Security type	Future
Underlying	SANOFI S.A.
Maturity	08-2025
Contract size	100

Market data

Bid (Bid size)	- EUR (-)
Ask (Ask size)	- EUR (-)
Open	99.8271 EUR
High	99.8271 EUR
Low	99.8271 EUR
Close (prev. day)	100.048 EUR
Underlying	SANOFI S.A.
Underlying price (date)	100.82 (24/10/18)
Settlement price (date)	100.01 (24/10/18)
Open Interest	0

Performance and Risk

	6m	1Y	3Y
Perf (%)	+18.39%	-1.56%	-
Perf (abs.)	+15.50	-1.58	-
Beta	-	-	-
Volatility	20.57	30.16	-

Futures and Options

Related Futures	-
Related Options	-

5Y












Information about previous performance does not guarantee future performance.
Source: FactSet

Price data

Ø price 5 days Ø volume 5 days (pcs.)	99.9198 EUR (0)
Ø price 30 days Ø volume 30 days (pcs.)	101.5900 EUR (0)
Ø price 100 days Ø volume 100 days (pcs.)	98.3113 EUR (0)
Ø price 250 days Ø volume 250 days (pcs.)	91.9296 EUR (0)
YTD High date	105.1877 EUR (2024/09/09)
YTD Low date	84.3229 EUR (2024/04/18)
52 Weeks High date	105.1877 EUR (2024/09/09)
52 Weeks Low date	81.0500 EUR (2023/10/27)

Recent Research

on underlying	on sector	on market	
Date		Headline	Download
2024/09/27		Global Equity Ratings	
2024/09/11		Global Equity Ratings	
2024/09/05		Global Equity Ratings	
2024/08/12		Global Equity Ratings	
2024/07/24		Global Equity Ratings	