

SANOFI S.A. FUTURE (SNWG) - EUX/C10

2024/08/15 18:48:35

Price
97.1208 EUR

Difference  0.37% (0.36)

General attributes

Symbol	SNWGC10
Exchange	Eurex
Currency	EUR
Security type	Future
Underlying	SANOFI S.A.
Maturity	06-2025
Contract size	100

Market data

Bid (Bid size)	- EUR (-)
Ask (Ask size)	- EUR (-)
Open	97.1208 EUR
High	97.1208 EUR
Low	97.1208 EUR
Close (prev. day)	96.7593 EUR
Underlying	SANOFI S.A.
Underlying price (date)	98.21 (24/08/16)
Settlement price (date)	97.39 (24/08/15)
Open Interest	0

Performance and Risk

	6m	1Y	3Y
Perf (%)	+13.35%	+0.39%	-
Perf (abs.)	+11.44	+0.37	-
Beta	-	-	-
Volatility	20.66	29.97	-

Futures and Options

Related Futures	-
Related Options	-

5Y











Information about previous performance does not guarantee future performance.
Source: FactSet

Price data

Ø price 5 days Ø volume 5 days (pcs.)	96.0742 EUR (0)
Ø price 30 days Ø volume 30 days (pcs.)	95.0133 EUR (0)
Ø price 100 days Ø volume 100 days (pcs.)	91.7144 EUR (0)
Ø price 250 days Ø volume 250 days (pcs.)	91.9104 EUR (0)
YTD High date	97.2376 EUR (2024/07/12)
YTD Low date	84.3229 EUR (2024/04/18)
52 Weeks High date	104.2145 EUR (2023/09/20)
52 Weeks Low date	81.0500 EUR (2023/10/27)

Recent Research

on underlying	on sector	on market	
Date		Headline	Download
2024/08/12		Global Equity Ratings	
2024/07/24		Global Equity Ratings	
2024/07/12		Global Equity Ratings	
2024/06/21		Global Equity Ratings	
2024/06/14		Global Equity Ratings	