

RIO TINTO PLC FUTURE (RIOJ) - EUX/C11

2024/05/06 13:15:42

Price
5,386.8062 GBPDifference  0.00% (0.00)

General attributes

Symbol	RIOJC11
Exchange	Eurex
Currency	GBP
Security type	Future
Underlying	RIO TINTO ORD GBP0.10
Maturity	03-2025
Contract size	1,000

Market data

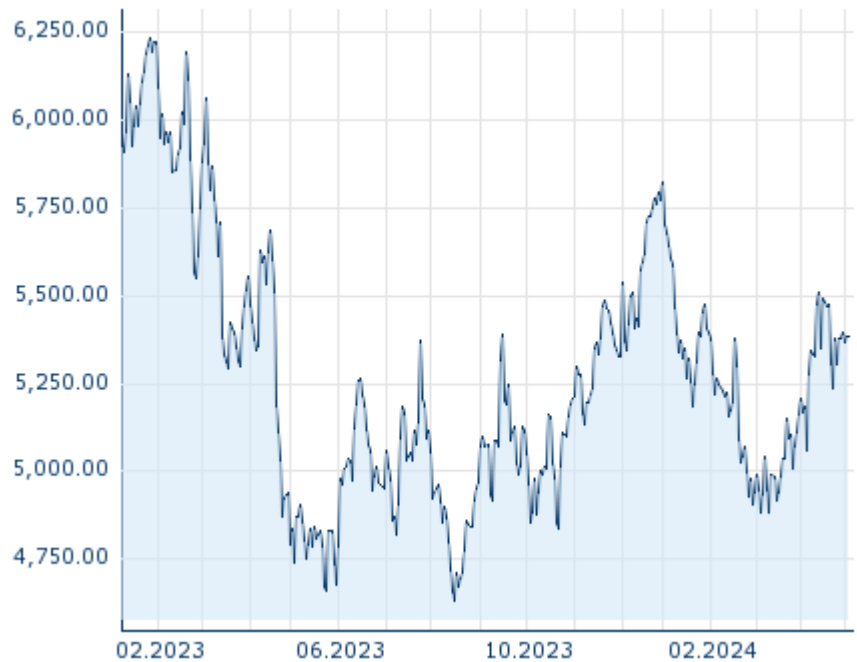
Bid (Bid size)	- GBP (-)
Ask (Ask size)	- GBP (-)
Open	5,386.8062 GBP
High	5,386.8062 GBP
Low	5,386.8062 GBP
Close (prev. day)	5,386.8062 GBP
Underlying	RIO TINTO ORD GBP0.10
Underlying price (date)	5,564.00 (24/05/13)
Settlement price (date)	5,486.99 (24/05/13)
Open Interest	0

Performance and Risk

	6m	1Y	3Y
Perf (%)	+2.06%	+10.55%	-
Perf (abs.)	+108.74	+514.14	-
Beta	-	-	-
Volatility	23.24	24.92	-

Futures and Options

Related Futures	-
Related Options	-











Information about previous performance does not guarantee future performance.
Source: FactSet

Price data

Ø price 5 days Ø volume 5 days (pcs.)	5,383.9999 GBP (0)
Ø price 30 days Ø volume 30 days (pcs.)	5,296.4121 GBP (0)
Ø price 100 days Ø volume 100 days (pcs.)	5,293.8223 GBP (0)
Ø price 250 days Ø volume 250 days (pcs.)	5,152.5219 GBP (0)
YTD High date	5,820.9651 GBP (2024/01/02)
YTD Low date	4,882.8939 GBP (2024/03/05)
52 Weeks High date	5,820.9651 GBP (2024/01/02)
52 Weeks Low date	4,632.7385 GBP (2023/08/16)

Recent Research

on underlying		on sector	
Date		Headline	Download
2024/04/26		Global Equity Ratings	
2024/04/03		Global Equity Ratings	
2024/03/13		Global Equity Ratings	
2024/02/22		Global Equity Ratings	
2024/02/14		Global Equity Ratings	