

SWISSCOM AG FUTURE (SCMH) - EUX/C11

2024/04/30 18:39:53

Price
509.3022 CHF

Difference  **-0.67% (-3.46)**

General attributes

Symbol	SCMHC11
Exchange	Eurex
Currency	CHF
Security type	Future
Underlying	SWISSCOM AG
Maturity	03-2025
Contract size	10

Market data

Bid (Bid size)	- CHF (-)
Ask (Ask size)	- CHF (-)
Open	509.3022 CHF
High	509.3022 CHF
Low	509.3022 CHF
Close (prev. day)	512.7626 CHF
Underlying	SWISSCOM AG
Underlying price (date)	494.80 (24/05/06)
Settlement price (date)	500.39 (24/05/06)
Open Interest	0

Performance and Risk

	6m	1Y	3Y
Perf (%)	-3.37%	-18.33%	-
Perf (abs.)	-17.78	-114.29	-
Beta	-	-	-
Volatility	16.57	15.02	-

Futures and Options

Related Futures	-
Related Options	-

5Y












Information about previous performance does not guarantee future performance.
Source: FactSet

Price data

Ø price 5 days Ø volume 5 days (pcs.)	512.3503 CHF (0)
Ø price 30 days Ø volume 30 days (pcs.)	523.1980 CHF (0)
Ø price 100 days Ø volume 100 days (pcs.)	504.9671 CHF (0)
Ø price 250 days Ø volume 250 days (pcs.)	524.7317 CHF (0)
YTD High date	543.5497 CHF (2024/03/27)
YTD Low date	484.8332 CHF (2024/02/12)
52 Weeks High date	629.8798 CHF (2023/05/03)
52 Weeks Low date	484.8332 CHF (2024/02/12)

Recent Research

on sector		on market	
Date		Headline	Download
2024/04/26		Global Equity Ratings	
2024/04/03		Global Equity Ratings	
2024/03/13		Global Equity Ratings	
2024/02/22		Global Equity Ratings	
2024/02/14		Global Equity Ratings	