

SIEMENS AG FUTURE (SIEH) - EUX/C12

2024/08/15 18:48:33

Price
163.8738 EURDifference  2.18% (3.50)

General attributes

Symbol	SIEHC12
Exchange	Eurex
Currency	EUR
Security type	Future
Underlying	SIEMENS AG
Maturity	08-2025
Contract size	100

Market data

Bid (Bid size)	- EUR (-)
Ask (Ask size)	- EUR (-)
Open	163.8738 EUR
High	163.8738 EUR
Low	163.8738 EUR
Close (prev. day)	160.3781 EUR
Underlying	SIEMENS AG
Underlying price (date)	163.06 (24/08/16)
Settlement price (date)	164.20 (24/08/15)
Open Interest	0

Performance and Risk

	6m	1Y	3Y
Perf (%)	-5.14%	+17.76%	-
Perf (abs.)	-8.87	+24.71	-
Beta	-	-	-
Volatility	30.78	25.99	-

Futures and Options

Related Futures	-
Related Options	-












Information about previous performance does not guarantee future performance.
Source: FactSet

Price data

Ø price 5 days Ø volume 5 days (pcs.)	160.1512 EUR (0)
Ø price 30 days Ø volume 30 days (pcs.)	168.5780 EUR (0)
Ø price 100 days Ø volume 100 days (pcs.)	172.5450 EUR (0)
Ø price 250 days Ø volume 250 days (pcs.)	159.7373 EUR (0)
YTD High date	187.3357 EUR (2024/03/15)
YTD Low date	155.0028 EUR (2024/08/06)
52 Weeks High date	187.3357 EUR (2024/03/15)
52 Weeks Low date	122.2423 EUR (2023/10/26)

Recent Research

on underlying	on sector	on market	
Date		Headline	Download
2024/08/12		Global Equity Ratings	
2024/07/24		Global Equity Ratings	
2024/07/12		Global Equity Ratings	
2024/06/21		Global Equity Ratings	
2024/06/14		Global Equity Ratings	