

SIEMENS AG FUTURE (SIEH) - EUX/C12

2024/07/26 18:35:52

Price
172.0271 EURDifference  0.60% (1.02)

General attributes

Symbol	SIEHC12
Exchange	Eurex
Currency	EUR
Security type	Future
Underlying	SIEMENS AG
Maturity	07-2025
Contract size	100

Market data

Bid (Bid size)	- EUR (-)
Ask (Ask size)	- EUR (-)
Open	172.0271 EUR
High	172.0271 EUR
Low	172.0271 EUR
Close (prev. day)	171.0048 EUR
Underlying	SIEMENS AG
Underlying price (date)	169.82 (24/07/26)
Settlement price (date)	172.03 (24/07/26)
Open Interest	0

Performance and Risk

	6m	1Y	3Y
Perf (%)	+1.31%	+12.30%	-
Perf (abs.)	+2.22	+18.84	-
Beta	-	-	-
Volatility	29.00	26.08	-

Futures and Options

Related Futures	-
Related Options	-











Information about previous performance does not guarantee future performance.
Source: FactSet

Price data

Ø price 5 days Ø volume 5 days (pcs.)	173.6876 EUR (0)
Ø price 30 days Ø volume 30 days (pcs.)	175.0745 EUR (0)
Ø price 100 days Ø volume 100 days (pcs.)	177.7985 EUR (0)
Ø price 250 days Ø volume 250 days (pcs.)	158.3495 EUR (0)
YTD High date	187.3357 EUR (2024/03/15)
YTD Low date	160.4158 EUR (2024/01/17)
52 Weeks High date	187.3357 EUR (2024/03/15)
52 Weeks Low date	122.2423 EUR (2023/10/26)

Recent Research

on underlying	on sector	on market	
Date		Headline	Download
2024/07/24		Global Equity Ratings	
2024/07/12		Global Equity Ratings	
2024/06/21		Global Equity Ratings	
2024/06/14		Global Equity Ratings	
2024/05/29		Global Equity Ratings	