

## SIEMENS AG FUTURE (SIEH) - EUX/C12

2024/07/16 18:51:05

Price  
**184.0533** EURDifference  0.37% (0.69)

## General attributes

Symbol	SIEHC12
Exchange	Eurex
Currency	EUR
Security type	Future
Underlying	SIEMENS AG
Maturity	06-2025
Contract size	100

## Market data

Bid (Bid size)	- EUR (-)
Ask (Ask size)	- EUR (-)
Open	184.0533 EUR
High	184.0533 EUR
Low	184.0533 EUR
Close (prev. day)	183.3666 EUR
Underlying	SIEMENS AG
Underlying price (date)	180.48 (24/07/17)
Settlement price (date)	184.05 (24/07/16)
Open Interest	0

## Performance and Risk

	6m	1Y	3Y
Perf (%)	+13.13%	+20.55%	-
Perf (abs.)	+21.36	+31.37	-
Beta	-	-	-
Volatility	27.95	25.65	-

## Futures and Options

Related Futures	-
Related Options	-












Information about previous performance does not guarantee future performance.  
Source: FactSet

## Price data

Ø price 5 days   Ø volume 5 days (pcs.)	184.7465 EUR (0)
Ø price 30 days   Ø volume 30 days (pcs.)	175.8981 EUR (0)
Ø price 100 days   Ø volume 100 days (pcs.)	178.8365 EUR (0)
Ø price 250 days   Ø volume 250 days (pcs.)	157.5455 EUR (0)
YTD High   date	187.3357 EUR (2024/03/15)
YTD Low   date	160.4158 EUR (2024/01/17)
52 Weeks High   date	187.3357 EUR (2024/03/15)
52 Weeks Low   date	122.2423 EUR (2023/10/26)

## Recent Research

on underlying	on sector	on market	
Date		Headline	Download
2024/07/12		Global Equity Ratings	
2024/06/21		Global Equity Ratings	
2024/06/14		Global Equity Ratings	
2024/05/29		Global Equity Ratings	
2024/04/26		Global Equity Ratings	