

SIEMENS AG FUTURE (SIEH) - EUX/C12

2024/04/22 18:36:56

Price
176.3385 EURDifference  0.80% (1.40)

General attributes

Symbol	SIEHC12
Exchange	Eurex
Currency	EUR
Security type	Future
Underlying	SIEMENS AG
Maturity	04-2025
Contract size	100

Market data

Bid (Bid size)	- EUR (-)
Ask (Ask size)	- EUR (-)
Open	176.3385 EUR
High	176.3385 EUR
Low	176.3385 EUR
Close (prev. day)	174.9376 EUR
Underlying	SIEMENS AG
Underlying price (date)	173.46 (24/04/23)
Settlement price (date)	176.34 (24/04/22)
Open Interest	0

Performance and Risk

	6m	1Y	3Y
Perf (%)	+37.70%	+19.90%	-
Perf (abs.)	+48.28	+29.26	-
Beta	-	-	-
Volatility	22.58	23.07	-

Futures and Options

Related Futures	-
Related Options	-












Information about previous performance does not guarantee future performance.
Source: FactSet

Price data

Ø price 5 days Ø volume 5 days (pcs.)	175.7196 EUR (0)
Ø price 30 days Ø volume 30 days (pcs.)	178.8300 EUR (0)
Ø price 100 days Ø volume 100 days (pcs.)	171.6825 EUR (0)
Ø price 250 days Ø volume 250 days (pcs.)	156.0644 EUR (0)
YTD High date	187.3357 EUR (2024/03/15)
YTD Low date	160.4158 EUR (2024/01/17)
52 Weeks High date	187.3357 EUR (2024/03/15)
52 Weeks Low date	122.2423 EUR (2023/10/26)

Recent Research

on underlying	on sector	on market	
Date		Headline	Download
2024/04/03		Global Equity Ratings	
2024/03/13		Global Equity Ratings	
2024/02/22		Global Equity Ratings	
2024/02/14		Global Equity Ratings	
2024/01/23		Global Equity Ratings	