

ROYAL CARRIBEAN CRUISES GROUP FUTURE (RCLF) - EUX/C11

2024/07/17 18:46:10

Price
173.1122 USD

Difference  **-2.37% (-4.20)**

General attributes

Symbol	RCLFC11
Exchange	Eurex
Currency	USD
Security type	Future
Underlying	ROYAL CARIBBEAN CRUISES LTD
Maturity	05-2025
Contract size	100

Market data

Bid (Bid size)	- USD (-)
Ask (Ask size)	- USD (-)
Open	173.1122 USD
High	173.1122 USD
Low	173.1122 USD
Close (prev. day)	177.315 USD
Underlying	ROYAL CARIBBEAN CRUISES LTD
Underlying price (date)	164.46 (24/07/17)
Settlement price (date)	173.11 (24/07/17)
Open Interest	0

Performance and Risk

	6m	1Y	3Y
Perf (%)	+35.50%	+68.48%	-
Perf (abs.)	+45.36	+70.36	-
Beta	-	-	-
Volatility	34.94	35.37	-

Futures and Options

Related Futures	-
Related Options	-












5Y

Information about previous performance does not guarantee future performance.
Source: FactSet

Price data

Ø price 5 days Ø volume 5 days (pcs.)	173.7297 USD (0)
Ø price 30 days Ø volume 30 days (pcs.)	163.1798 USD (0)
Ø price 100 days Ø volume 100 days (pcs.)	141.4049 USD (0)
Ø price 250 days Ø volume 250 days (pcs.)	118.7077 USD (0)
YTD High date	177.3150 USD (2024/07/16)
YTD Low date	118.7825 USD (2024/02/20)
52 Weeks High date	177.3150 USD (2024/07/16)
52 Weeks Low date	82.7770 USD (2023/10/20)

Recent Research

on sector		on market	
Date		Headline	Download
2024/07/12		Global Equity Ratings	
2024/06/21		Global Equity Ratings	
2024/06/14		Global Equity Ratings	
2024/05/29		Global Equity Ratings	
2024/04/26		Global Equity Ratings	