

SAP SE FUTURE (SAPJ) - EUX/C10

2024/07/26 18:35:49

Price
201.9299 EURDifference  0.28% (0.56)

General attributes

Symbol	SAPJC10
Exchange	Eurex
Currency	EUR
Security type	Future
Underlying	SAP SE
Maturity	05-2025
Contract size	100

Market data

Bid (Bid size)	- EUR (-)
Ask (Ask size)	- EUR (-)
Open	201.9299 EUR
High	201.9299 EUR
Low	201.9299 EUR
Close (prev. day)	201.3705 EUR
Underlying	SAP SE
Underlying price (date)	195.78 (24/07/26)
Settlement price (date)	201.93 (24/07/26)
Open Interest	0

Performance and Risk

	6m	1Y	3Y
Perf (%)	+23.90%	+63.85%	-
Perf (abs.)	+38.96	+78.69	-
Beta	-	-	-
Volatility	27.53	23.71	-

Futures and Options

Related Futures	-
Related Options	-












Information about previous performance does not guarantee future performance.
Source: FactSet

Price data

Ø price 5 days Ø volume 5 days (pcs.)	199.1353 EUR (0)
Ø price 30 days Ø volume 30 days (pcs.)	190.7995 EUR (0)
Ø price 100 days Ø volume 100 days (pcs.)	181.6860 EUR (0)
Ø price 250 days Ø volume 250 days (pcs.)	152.5310 EUR (0)
YTD High date	202.9751 EUR (2024/07/23)
YTD Low date	138.7492 EUR (2024/01/04)
52 Weeks High date	202.9751 EUR (2024/07/23)
52 Weeks Low date	123.1785 EUR (2023/10/18)

Recent Research

on underlying	on sector	on market	
Date		Headline	Download
2024/07/24		Global Equity Ratings	
2024/07/12		Global Equity Ratings	
2024/06/21		Global Equity Ratings	
2024/06/14		Global Equity Ratings	
2024/05/29		Global Equity Ratings	