

SAP SE FUTURE (SAPJ) - EUX/C10

2024/07/16 18:51:03

Price
192.7716 EURDifference  -0.30% (-0.58)

General attributes

Symbol	SAPJC10
Exchange	Eurex
Currency	EUR
Security type	Future
Underlying	SAP SE
Maturity	04-2025
Contract size	100

Market data

Bid (Bid size)	- EUR (-)
Ask (Ask size)	- EUR (-)
Open	192.7716 EUR
High	192.7716 EUR
Low	192.7716 EUR
Close (prev. day)	193.3467 EUR
Underlying	SAP SE
Underlying price (date)	186.02 (24/07/17)
Settlement price (date)	192.77 (24/07/16)
Open Interest	0

Performance and Risk

	6m	1Y	3Y
Perf (%)	+31.24%	+45.31%	-
Perf (abs.)	+45.88	+60.11	-
Beta	-	-	-
Volatility	27.49	23.09	-

Futures and Options

Related Futures	-
Related Options	-

5Y











Information about previous performance does not guarantee future performance.
Source: FactSet

Price data

Ø price 5 days Ø volume 5 days (pcs.)	193.5105 EUR (0)
Ø price 30 days Ø volume 30 days (pcs.)	186.9657 EUR (0)
Ø price 100 days Ø volume 100 days (pcs.)	178.9945 EUR (0)
Ø price 250 days Ø volume 250 days (pcs.)	149.8486 EUR (0)
YTD High date	194.4133 EUR (2024/07/12)
YTD Low date	138.7492 EUR (2024/01/04)
52 Weeks High date	194.4133 EUR (2024/07/12)
52 Weeks Low date	123.1785 EUR (2023/10/18)

Recent Research

on underlying	on sector	on market	
Date		Headline	Download
2024/07/12		Global Equity Ratings	
2024/06/21		Global Equity Ratings	
2024/06/14		Global Equity Ratings	
2024/05/29		Global Equity Ratings	
2024/04/26		Global Equity Ratings	