

SAP SE FUTURE (SAPJ) - EUX/C10

2024/04/25 18:47:21

Price
173.6056 EURDifference  -3.09% (-5.54)

General attributes

Symbol	SAPJC10
Exchange	Eurex
Currency	EUR
Security type	Future
Underlying	SAP SE
Maturity	02-2025
Contract size	100

Market data

Bid (Bid size)	- EUR (-)
Ask (Ask size)	- EUR (-)
Open	173.6056 EUR
High	173.6056 EUR
Low	173.6056 EUR
Close (prev. day)	179.1451 EUR
Underlying	SAP SE
Underlying price (date)	174.44 (24/04/26)
Settlement price (date)	173.61 (24/04/25)
Open Interest	0

Performance and Risk

	6m	1Y	3Y
Perf (%)	+36.28%	+39.37%	-
Perf (abs.)	+46.22	+49.04	-
Beta	-	-	-
Volatility	22.19	20.88	-

Futures and Options

Related Futures	-
Related Options	-












Information about previous performance does not guarantee future performance.
Source: FactSet

Price data

Ø price 5 days Ø volume 5 days (pcs.)	173.8554 EUR (0)
Ø price 30 days Ø volume 30 days (pcs.)	177.8709 EUR (0)
Ø price 100 days Ø volume 100 days (pcs.)	164.1592 EUR (0)
Ø price 250 days Ø volume 250 days (pcs.)	143.1560 EUR (0)
YTD High date	186.3944 EUR (2024/03/26)
YTD Low date	138.7492 EUR (2024/01/04)
52 Weeks High date	186.3944 EUR (2024/03/26)
52 Weeks Low date	123.1785 EUR (2023/10/18)

Recent Research

on underlying	on sector	on market	
Date		Headline	Download
2024/04/03		Global Equity Ratings	
2024/03/13		Global Equity Ratings	
2024/02/22		Global Equity Ratings	
2024/02/14		Global Equity Ratings	
2024/01/23		Global Equity Ratings	