

BANCO SANTANDER S.A. FUTURE (SANH) - EUX/C11

2024/04/22 18:36:53

Price
4.6635 EUR

Difference  3.77% (0.17)

General attributes

Symbol	SANHC11
Exchange	Eurex
Currency	EUR
Security type	Future
Underlying	BANCO SANTANDER SA
Maturity	03-2025
Contract size	100

Market data

Bid (Bid size)	- EUR (-)
Ask (Ask size)	- EUR (-)
Open	4.6635 EUR
High	4.6635 EUR
Low	4.6635 EUR
Close (prev. day)	4.494 EUR
Underlying	BANCO SANTANDER SA
Underlying price (date)	4.667 (24/04/22)
Settlement price (date)	4.66 (24/04/22)
Open Interest	0

Performance and Risk

	6m	1Y	3Y
Perf (%)	+36.45%	+31.53%	-
Perf (abs.)	+1.25	+1.12	-
Beta	-	-	-
Volatility	23.14	25.16	-

Futures and Options

Related Futures	-
Related Options	-












Information about previous performance does not guarantee future performance.
Source: FactSet

Price data

Ø price 5 days Ø volume 5 days (pcs.)	4.4837 EUR (0)
Ø price 30 days Ø volume 30 days (pcs.)	4.3624 EUR (0)
Ø price 100 days Ø volume 100 days (pcs.)	3.9547 EUR (0)
Ø price 250 days Ø volume 250 days (pcs.)	3.6507 EUR (0)
YTD High date	4.6692 EUR (2024/04/04)
YTD Low date	3.5376 EUR (2024/01/29)
52 Weeks High date	4.6692 EUR (2024/04/04)
52 Weeks Low date	3.0554 EUR (2023/06/23)

Recent Research

on underlying	on sector	on market	
Date		Headline	Download
2024/04/03		Global Equity Ratings	
2024/03/13		Global Equity Ratings	
2024/02/22		Global Equity Ratings	
2024/02/14		Global Equity Ratings	
2024/01/23		Global Equity Ratings	