

ROYAL CARRIBEAN CRUISES GROUP FUTURE (RCLF) - EUX/C12

2024/10/18 19:07:25

Price
206.7171 USD

Difference  -2.01% (-4.24)

General attributes

Symbol	RCLFC12
Exchange	Eurex
Currency	USD
Security type	Future
Underlying	ROYAL CARIBBEAN CRUISES LTD
Maturity	10-2025
Contract size	100

Market data

Bid (Bid size)	- USD (-)
Ask (Ask size)	- USD (-)
Open	206.7171 USD
High	206.7171 USD
Low	206.7171 USD
Close (prev. day)	210.9537 USD
Underlying	ROYAL CARIBBEAN CRUISES LTD
Underlying price (date)	199.94 (24/10/18)
Settlement price (date)	206.92 (24/10/18)
Open Interest	0

Performance and Risk

	6m	1Y	3Y
Perf (%)	+53.11%	+137.58%	-
Perf (abs.)	+71.71	+119.71	-
Beta	-	-	-
Volatility	42.03	36.20	-

Futures and Options

Related Futures	-
Related Options	-

5Y











Information about previous performance does not guarantee future performance.
Source: FactSet

Price data

Ø price 5 days Ø volume 5 days (pcs.)	207.9764 USD (0)
Ø price 30 days Ø volume 30 days (pcs.)	185.4612 USD (0)
Ø price 100 days Ø volume 100 days (pcs.)	172.3951 USD (0)
Ø price 250 days Ø volume 250 days (pcs.)	142.8620 USD (0)
YTD High date	210.9537 USD (2024/10/17)
YTD Low date	119.3093 USD (2024/02/20)
52 Weeks High date	210.9537 USD (2024/10/17)
52 Weeks Low date	83.2067 USD (2023/10/20)

Recent Research

on sector		on market	
Date		Headline	Download
2024/09/27		Global Equity Ratings	
2024/09/11		Global Equity Ratings	
2024/09/05		Global Equity Ratings	
2024/08/12		Global Equity Ratings	
2024/07/24		Global Equity Ratings	