

ROYAL CARRIBEAN CRUISES GROUP FUTURE (RCLF) - EUX/C12

2024/07/17 18:46:10

Price
173.4693 USD

Difference  -2.37% (-4.21)

General attributes

Symbol	RCLFC12
Exchange	Eurex
Currency	USD
Security type	Future
Underlying	ROYAL CARIBBEAN CRUISES LTD
Maturity	06-2025
Contract size	100

Market data

Bid (Bid size)	- USD (-)
Ask (Ask size)	- USD (-)
Open	173.4693 USD
High	173.4693 USD
Low	173.4693 USD
Close (prev. day)	177.6824 USD
Underlying	ROYAL CARIBBEAN CRUISES LTD
Underlying price (date)	164.46 (24/07/17)
Settlement price (date)	173.47 (24/07/17)
Open Interest	0

Performance and Risk

	6m	1Y	3Y
Perf (%)	+35.62%	+68.61%	-
Perf (abs.)	+45.56	+70.59	-
Beta	-	-	-
Volatility	34.92	35.35	-

Futures and Options

Related Futures	-
Related Options	-











Information about previous performance does not guarantee future performance.
Source: FactSet

Price data

Ø price 5 days Ø volume 5 days (pcs.)	174.0827 USD (0)
Ø price 30 days Ø volume 30 days (pcs.)	163.6684 USD (0)
Ø price 100 days Ø volume 100 days (pcs.)	141.5948 USD (0)
Ø price 250 days Ø volume 250 days (pcs.)	118.6814 USD (0)
YTD High date	177.6824 USD (2024/07/16)
YTD Low date	119.3093 USD (2024/02/20)
52 Weeks High date	177.6824 USD (2024/07/16)
52 Weeks Low date	83.2067 USD (2023/10/20)

Recent Research

on sector		on market	
Date		Headline	Download
2024/07/12		Global Equity Ratings	
2024/06/21		Global Equity Ratings	
2024/06/14		Global Equity Ratings	
2024/05/29		Global Equity Ratings	
2024/04/26		Global Equity Ratings	