

## BANCO SANTANDER S.A. FUTURE (SANH) - EUX/C1

2024/04/24 18:35:58

Price  
4.7113 EURDifference  0.68% (0.03)

## General attributes

Symbol	SANHC1
Exchange	Eurex
Currency	EUR
Security type	Future
Underlying	BANCO SANTANDER SA
Maturity	05-2024
Contract size	100

## Market data

Bid (Bid size)	- EUR (-)
Ask (Ask size)	- EUR (-)
Open	4.7113 EUR
High	4.7113 EUR
Low	4.7113 EUR
Close (prev. day)	4.6796 EUR
Underlying	BANCO SANTANDER SA
Underlying price (date)	4.7795 (24/04/24)
Settlement price (date)	4.71 (24/04/24)
Open Interest	455,000

## Performance and Risk

	6m	1Y	3Y
Perf (%)	+42.56%	+34.65%	-
Perf (abs.)	+1.41	+1.21	-
Beta	-	-	-
Volatility	21.59	23.33	-

## Futures and Options

Related Futures	-
Related Options	-












Information about previous performance does not guarantee future performance.  
Source: FactSet

## Price data

Ø price 5 days   Ø volume 5 days (pcs.)	4.6094 EUR (272,078)
Ø price 30 days   Ø volume 30 days (pcs.)	4.4297 EUR (65,037)
Ø price 100 days   Ø volume 100 days (pcs.)	3.9904 EUR (22,561)
Ø price 250 days   Ø volume 250 days (pcs.)	3.6630 EUR (16,505)
YTD High   date	4.7113 EUR (2024/04/24)
YTD Low   date	3.5789 EUR (2024/01/29)
52 Weeks High   date	4.7113 EUR (2024/04/24)
52 Weeks Low   date	3.0493 EUR (2023/05/31)

## Recent Research

on underlying		on sector		on market	
Date				Headline	Download
2024/04/03				Global Equity Ratings	
2024/03/13				Global Equity Ratings	
2024/02/22				Global Equity Ratings	
2024/02/14				Global Equity Ratings	
2024/01/23				Global Equity Ratings	