


FERRARI N.V. FUTURE (RACF) - EUX/C11

2024/05/06 18:30:06

Price
410.4905 EUR

Difference  **-0.42% (-1.73)**

General attributes

Symbol RACFC11
 Exchange Eurex
 Currency EUR
 Security type Future
 Underlying FERRARI N.V.
 Maturity 04-2025
 Contract size 1,000

Market data

Bid (Bid size) - EUR (-)
 Ask (Ask size) - EUR (-)
 Open 410.4905 EUR
 High 410.4905 EUR
 Low 410.4905 EUR
 Close (prev. day) 412.2197 EUR
 Underlying FERRARI N.V.
 Underlying price (date) 384.10 (24/05/20)
 Settlement price (date) 395.31 (24/05/20)
 Open Interest 0

Performance and Risk

	6m	1Y	3Y
Perf (%)	+27.84%	+47.63%	-
Perf (abs.)	+89.40	+132.44	-
Beta	-	-	-
Volatility	23.78	21.90	-

Futures and Options

Related Futures -
 Related Options -





Information about previous performance does not guarantee future performance.
 Source: FactSet

Price data

Ø price 5 days Ø volume 5 days (pcs.)	407.3676 EUR (0)
Ø price 30 days Ø volume 30 days (pcs.)	404.8743 EUR (0)
Ø price 100 days Ø volume 100 days (pcs.)	369.7783 EUR (0)
Ø price 250 days Ø volume 250 days (pcs.)	327.9038 EUR (0)
YTD High date	418.1492 EUR (2024/03/27)
YTD Low date	313.9239 EUR (2024/01/05)
52 Weeks High date	418.1492 EUR (2024/03/27)
52 Weeks Low date	12.3397 EUR (2023/12/14)

Recent Research

on sector		on market	
Date		Headline	Download
2024/04/26		Global Equity Ratings	
2024/04/03		Global Equity Ratings	
2024/03/13		Global Equity Ratings	
2024/02/22		Global Equity Ratings	
2024/02/14		Global Equity Ratings	