

FERRARI N.V. FUTURE (RACF) - EUX/C1

2024/06/21 19:17:39

Price
387.2517 EUR

Difference  **-0.98% (-3.85)**

General attributes

Symbol	RACFC1
Exchange	Eurex
Currency	EUR
Security type	Future
Underlying	FERRARI N.V.
Maturity	07-2024
Contract size	1,000

Market data

Bid (Bid size)	- EUR (-)
Ask (Ask size)	- EUR (-)
Open	387.2517 EUR
High	387.2517 EUR
Low	387.2517 EUR
Close (prev. day)	391.10 EUR
Underlying	FERRARI N.V.
Underlying price (date)	387.90 (24/07/05)
Settlement price (date)	388.46 (24/07/05)
Open Interest	15

Performance and Risk

	6m	1Y	3Y
Perf (%)	+25.92%	+37.43%	-
Perf (abs.)	+79.71	+105.47	-
Beta	-	-	-
Volatility	24.92	22.52	-

Futures and Options

Related Futures	-
Related Options	-

5Y











Information about previous performance does not guarantee future performance.
Source: FactSet

Price data

Ø price 5 days Ø volume 5 days (pcs.)	386.6414 EUR (3)
Ø price 30 days Ø volume 30 days (pcs.)	- EUR (-)
Ø price 100 days Ø volume 100 days (pcs.)	382.9888 EUR (0)
Ø price 250 days Ø volume 250 days (pcs.)	327.0148 EUR (0)
YTD High date	407.1610 EUR (2024/03/27)
YTD Low date	306.0391 EUR (2024/01/05)
52 Weeks High date	407.1610 EUR (2024/03/27)
52 Weeks Low date	271.7796 EUR (2023/09/26)

Recent Research

on sector		on market	
Date		Headline	Download
2024/06/24		Pilulka Lékárny	
2024/06/21		Global Equity Ratings	
2024/06/14		Global Equity Ratings	
2024/05/29		Global Equity Ratings	
2024/04/26		Global Equity Ratings	