

## RHEINMETALL AG FUTURE (RHMGC10) - EUX/C10

2024/07/11 19:04:30

Price  
**525.9998** EURDifference  1.87% (9.63)

## General attributes

Symbol	RHMGC10
Exchange	Eurex
Currency	EUR
Security type	Future
Underlying	RHEINMETALL AG
Maturity	04-2025
Contract size	100

## Market data

Bid (Bid size)	- EUR (-)
Ask (Ask size)	- EUR (-)
Open	525.9998 EUR
High	525.9998 EUR
Low	525.9998 EUR
Close (prev. day)	516.3671 EUR
Underlying	RHEINMETALL AG
Underlying price (date)	510.60 (24/07/11)
Settlement price (date)	526.00 (24/07/11)
Open Interest	0

## Performance and Risk

	6m	1Y	3Y
Perf (%)	+67.85%	+103.38%	-
Perf (abs.)	+212.62	+267.37	-
Beta	-	-	-
Volatility	38.74	31.67	-

## Futures and Options

Related Futures	-
Related Options	-

5Y












Information about previous performance does not guarantee future performance.  
Source: FactSet

## Price data

Ø price 5 days   Ø volume 5 days (pcs.)	515.2415 EUR (0)
Ø price 30 days   Ø volume 30 days (pcs.)	510.1025 EUR (0)
Ø price 100 days   Ø volume 100 days (pcs.)	497.6638 EUR (0)
Ø price 250 days   Ø volume 250 days (pcs.)	347.1365 EUR (0)
YTD High   date	572.8338 EUR (2024/04/08)
YTD Low   date	302.1345 EUR (2024/01/03)
52 Weeks High   date	572.8338 EUR (2024/04/08)
52 Weeks Low   date	237.3269 EUR (2023/10/04)

## Recent Research

on sector	on market		
Date		Headline	Download
2024/06/21		Global Equity Ratings	
2024/06/14		Global Equity Ratings	
2024/05/29		Global Equity Ratings	
2024/04/26		Global Equity Ratings	
2024/04/03		Global Equity Ratings	