

# FERRARI N.V. FUTURE (RACF) - EUX/C12

2024/06/21 19:17:39

**Price**  
**399.2191** EUR

**Difference**  **-0.97% (-3.89)**

### General attributes

Symbol	RACFC12
Exchange	Eurex
Currency	EUR
Security type	Future
Underlying	FERRARI N.V.
Maturity	06-2025
Contract size	1,000

### Market data

Bid (Bid size)	- EUR (-)
Ask (Ask size)	- EUR (-)
Open	399.2191 EUR
High	399.2191 EUR
Low	399.2191 EUR
Close (prev. day)	403.1114 EUR
Underlying	FERRARI N.V.
Underlying price (date)	383.40 (24/06/27)
Settlement price (date)	396.19 (24/06/27)
Open Interest	0

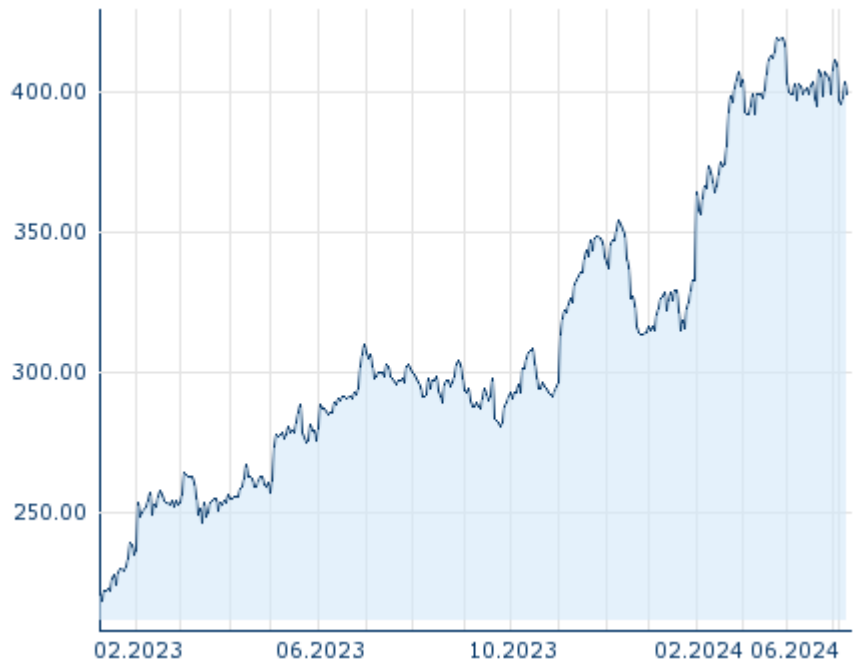
### Performance and Risk

	6m	1Y	3Y
Perf (%)	+26.30%	+37.17%	-
Perf (abs.)	+83.13	+108.19	-
Beta	-	-	-
Volatility	24.96	22.63	-

### Futures and Options

Related Futures	-
Related Options	-

5Y










Information about previous performance does not guarantee future performance.  
Source: FactSet

### Price data

Ø price 5 days   Ø volume 5 days (pcs.)	398.5283 EUR (0)
Ø price 30 days   Ø volume 30 days (pcs.)	- EUR (-)
Ø price 100 days   Ø volume 100 days (pcs.)	394.2075 EUR (0)
Ø price 250 days   Ø volume 250 days (pcs.)	336.8591 EUR (0)
YTD High   date	419.0544 EUR (2024/03/27)
YTD Low   date	314.6881 EUR (2024/01/03)
52 Weeks High   date	419.0544 EUR (2024/03/27)
52 Weeks Low   date	12.3676 EUR (2023/12/14)

### Recent Research

on sector		on market	
Date		Headline	Download
2024/06/24		Pilulka Léčárny	
2024/06/21		Global Equity Ratings	
2024/06/14		Global Equity Ratings	
2024/05/29		Global Equity Ratings	
2024/04/26		Global Equity Ratings	