

# RWE AG FUTURE (RWEH) - EUX/C13

2024/08/20 18:51:08

**Price**  
**31.8941** EUR

**Difference**  **-0.15% (-0.05)**

### General attributes

Symbol	RWEHC13
Exchange	Eurex
Currency	EUR
Security type	Future
Underlying	RWE AG
Maturity	09-2025
Contract size	100

### Market data

Bid (Bid size)	- EUR (-)
Ask (Ask size)	- EUR (-)
Open	31.8941 EUR
High	31.8941 EUR
Low	31.8941 EUR
Close (prev. day)	31.9416 EUR
Underlying	RWE AG
Underlying price (date)	31.54 (24/08/20)
Settlement price (date)	31.89 (24/08/20)
Open Interest	0

### Performance and Risk

	6m	1Y	3Y
Perf (%)	+1.06%	-18.39%	-
Perf (abs.)	+0.34	-7.19	-
Beta	-	-	-
Volatility	29.57	25.88	-

### Futures and Options

Related Futures	-
Related Options	-











5Y

Information about previous performance does not guarantee future performance.  
Source: FactSet

### Price data

Ø price 5 days   Ø volume 5 days (pcs.)	31.3701 EUR (0)
Ø price 30 days   Ø volume 30 days (pcs.)	32.9864 EUR (0)
Ø price 100 days   Ø volume 100 days (pcs.)	32.6744 EUR (0)
Ø price 250 days   Ø volume 250 days (pcs.)	35.2929 EUR (0)
YTD High   date	41.8829 EUR (2024/01/09)
YTD Low   date	30.6938 EUR (2024/08/14)
52 Weeks High   date	42.4562 EUR (2023/12/14)
52 Weeks Low   date	30.6938 EUR (2024/08/14)

### Recent Research

on underlying	on sector	on market	
Date		Headline	Download
2024/08/12		Global Equity Ratings	
2024/07/24		Global Equity Ratings	
2024/07/12		Global Equity Ratings	
2024/06/21		Global Equity Ratings	
2024/06/14		Global Equity Ratings	