

RWE AG FUTURE (RWEH) - EUX/C13

2024/07/19 19:04:19

Price
33.2175 EURDifference  0.05% (0.02)

General attributes

Symbol	RWEHC13
Exchange	Eurex
Currency	EUR
Security type	Future
Underlying	RWE AG
Maturity	12-2025
Contract size	100

Market data

Bid (Bid size)	- EUR (-)
Ask (Ask size)	- EUR (-)
Open	33.2175 EUR
High	33.2175 EUR
Low	33.2175 EUR
Close (prev. day)	33.1996 EUR
Underlying	RWE AG
Underlying price (date)	32.79 (24/07/19)
Settlement price (date)	33.64 (24/07/19)
Open Interest	0

Performance and Risk

	6m	1Y	3Y
Perf (%)	-12.64%	-17.00%	-
Perf (abs.)	-4.81	-6.80	-
Beta	-	-	-
Volatility	25.53	23.19	-

Futures and Options

Related Futures	-
Related Options	-












5Y

Price data

Ø price 5 days Ø volume 5 days (pcs.)	33.1694 EUR (0)
Ø price 30 days Ø volume 30 days (pcs.)	33.6298 EUR (0)
Ø price 100 days Ø volume 100 days (pcs.)	32.2388 EUR (0)
Ø price 250 days Ø volume 250 days (pcs.)	35.9937 EUR (0)
YTD High date	41.8829 EUR (2024/01/09)
YTD Low date	30.7115 EUR (2024/02/26)
52 Weeks High date	42.4562 EUR (2023/12/14)
52 Weeks Low date	30.7115 EUR (2024/02/26)

Recent Research

on underlying	on sector	on market		
Date			Headline	Download
2024/07/12			Global Equity Ratings	
2024/06/21			Global Equity Ratings	
2024/06/14			Global Equity Ratings	
2024/05/29			Global Equity Ratings	
2024/04/26			Global Equity Ratings	