

## RWE AG FUTURE (RWEH) - EUX/C13

2024/04/23 18:25:02

Price  
**31.523** EURDifference  -2.17% (-0.70)

## General attributes

Symbol	RWEHC13
Exchange	Eurex
Currency	EUR
Security type	Future
Underlying	RWE AG
Maturity	05-2025
Contract size	100

## Market data

Bid (Bid size)	- EUR (-)
Ask (Ask size)	- EUR (-)
Open	31.523 EUR
High	31.523 EUR
Low	31.523 EUR
Close (prev. day)	32.2207 EUR
Underlying	RWE AG
Underlying price (date)	31.93 (24/04/23)
Settlement price (date)	31.52 (24/04/23)
Open Interest	0

## Performance and Risk

	6m	1Y	3Y
Perf (%)	-7.23%	-23.01%	-
Perf (abs.)	-2.51	-9.63	-
Beta	-	-	-
Volatility	23.17	21.43	-

## Futures and Options

Related Futures	-
Related Options	-






















Information about previous performance does not guarantee future performance.  
Source: FactSet

## Price data

Ø price 5 days   Ø volume 5 days (pcs.)	32.407 EUR (0)
Ø price 30 days   Ø volume 30 days (pcs.)	31.678 EUR (0)
Ø price 100 days   Ø volume 100 days (pcs.)	35.448 EUR (0)
Ø price 250 days   Ø volume 250 days (pcs.)	37.549 EUR (0)
YTD High   date	41.883 EUR (2024/01/09)
YTD Low   date	30.712 EUR (2024/02/26)
52 Weeks High   date	43.351 EUR (2023/05/12)
52 Weeks Low   date	30.712 EUR (2024/02/26)

## Recent Research

on underlying		on sector		on market	
Date				Headline	Download
2024/04/03				Global Equity Ratings	
2024/03/13				Global Equity Ratings	
2024/02/22				Global Equity Ratings	
2024/02/14				Global Equity Ratings	
2024/01/23				Global Equity Ratings	