

RWE AG FUTURE (RWEH) - EUX/C13

2024/04/18 18:31:41

Price
32.7037 EURDifference  2.07% (0.66)

General attributes

Symbol	RWEHC13
Exchange	Eurex
Currency	EUR
Security type	Future
Underlying	RWE AG
Maturity	12-2025
Contract size	100

Market data

Bid (Bid size)	- EUR (-)
Ask (Ask size)	- EUR (-)
Open	32.7037 EUR
High	32.7037 EUR
Low	32.7037 EUR
Close (prev. day)	32.0403 EUR
Underlying	RWE AG
Underlying price (date)	32.39 (24/04/19)
Settlement price (date)	32.52 (24/04/18)
Open Interest	0

Performance and Risk

	6m	1Y	3Y
Perf (%)	-4.56%	-20.64%	-
Perf (abs.)	-1.56	-8.50	-
Beta	-	-	-
Volatility	23.03	21.33	-

Futures and Options

Related Futures	-
Related Options	-












Information about previous performance does not guarantee future performance.
Source: FactSet

Price data

Ø price 5 days Ø volume 5 days (pcs.)	32.4431 EUR (0)
Ø price 30 days Ø volume 30 days (pcs.)	31.6671 EUR (0)
Ø price 100 days Ø volume 100 days (pcs.)	35.5804 EUR (0)
Ø price 250 days Ø volume 250 days (pcs.)	37.6298 EUR (0)
YTD High date	41.8829 EUR (2024/01/09)
YTD Low date	30.7115 EUR (2024/02/26)
52 Weeks High date	43.3505 EUR (2023/05/12)
52 Weeks Low date	30.7115 EUR (2024/02/26)

Recent Research

on underlying	on sector	on market	
Date		Headline	Download
2024/04/03		Global Equity Ratings	
2024/03/13		Global Equity Ratings	
2024/02/22		Global Equity Ratings	
2024/02/14		Global Equity Ratings	
2024/01/23		Global Equity Ratings	