

K+S AKTIENGESELLSCHAFT FUTURE (SDXP) - EUX/C10

2024/09/17 18:46:13

Price
11.0285 EUR

Difference  1.46% (0.16)

General attributes

Symbol	SDXPC10
Exchange	Eurex
Currency	EUR
Security type	Future
Underlying	K+S AG
Maturity	06-2025
Contract size	100

Market data

Bid (Bid size)	- EUR (-)
Ask (Ask size)	- EUR (-)
Open	11.0285 EUR
High	11.0285 EUR
Low	11.0285 EUR
Close (prev. day)	10.8702 EUR
Underlying	K+S AG
Underlying price (date)	10.945 (24/09/17)
Settlement price (date)	11.03 (24/09/17)
Open Interest	0

Performance and Risk

	6m	1Y	3Y
Perf (%)	-15.33%	-37.48%	-
Perf (abs.)	-2.00	-6.61	-
Beta	-	-	-
Volatility	27.81	28.49	-

Futures and Options

Related Futures	-
Related Options	-

5Y










Information about previous performance does not guarantee future performance.
Source: FactSet

Price data

Ø price 5 days Ø volume 5 days (pcs.)	10.6379 EUR (0)
Ø price 30 days Ø volume 30 days (pcs.)	10.7873 EUR (0)
Ø price 100 days Ø volume 100 days (pcs.)	11.4942 EUR (0)
Ø price 250 days Ø volume 250 days (pcs.)	13.4136 EUR (0)
YTD High date	14.7748 EUR (2024/04/04)
YTD Low date	10.1256 EUR (2024/09/10)
52 Weeks High date	17.8865 EUR (2023/09/20)
52 Weeks Low date	10.1256 EUR (2024/09/10)

Recent Research

on sector		on market	
Date		Headline	Download
2024/09/17		Akciové trhy - denní zpráva	
2024/09/16		Akciové trhy - denní zpráva	
2024/09/13		Akciové trhy - denní zpráva	
2024/09/12		Akciové trhy - denní zpráva	
2024/09/11		Global Equity Ratings	