

SIEMENS AG FUTURE (SIEH) - EUX/C13

2024/04/30 18:39:55

Price
178.6081 EUR

Difference  -1.00% (-1.80)

General attributes

Symbol	SIEHC13
Exchange	Eurex
Currency	EUR
Security type	Future
Underlying	SIEMENS AG
Maturity	05-2025
Contract size	100

Market data

Bid (Bid size)	- EUR (-)
Ask (Ask size)	- EUR (-)
Open	178.6081 EUR
High	178.6081 EUR
Low	178.6081 EUR
Close (prev. day)	180.4042 EUR
Underlying	SIEMENS AG
Underlying price (date)	180.14 (24/05/07)
Settlement price (date)	182.00 (24/05/06)
Open Interest	0

Performance and Risk

	6m	1Y	3Y
Perf (%)	+42.79%	+18.06%	-
Perf (abs.)	+53.53	+27.32	-
Beta	-	-	-
Volatility	24.04	24.62	-

Futures and Options

Related Futures	-
Related Options	-

5Y












Information about previous performance does not guarantee future performance.
 Source: FactSet

Price data

Ø price 5 days Ø volume 5 days (pcs.)	178.6688 EUR (0)
Ø price 30 days Ø volume 30 days (pcs.)	178.0149 EUR (0)
Ø price 100 days Ø volume 100 days (pcs.)	172.6710 EUR (0)
Ø price 250 days Ø volume 250 days (pcs.)	156.9010 EUR (0)
YTD High date	190.2800 EUR (2024/03/18)
YTD Low date	160.3918 EUR (2024/01/23)
52 Weeks High date	190.2800 EUR (2024/03/18)
52 Weeks Low date	122.5720 EUR (2023/10/26)

Recent Research

on underlying	on sector	on market	
Date		Headline	Download
2024/04/26		Global Equity Ratings	
2024/04/03		Global Equity Ratings	
2024/03/13		Global Equity Ratings	
2024/02/22		Global Equity Ratings	
2024/02/14		Global Equity Ratings	