

## KERING S.A. FUTURE (PPXH) - EUX/C11

2024/07/26 18:35:43

Price  
**285.5889** EURDifference  2.10% (5.88)

## General attributes

Symbol	PPXHC11
Exchange	Eurex
Currency	EUR
Security type	Future
Underlying	KERING S.A.
Maturity	06-2025
Contract size	100

## Market data

Bid (Bid size)	- EUR (-)
Ask (Ask size)	- EUR (-)
Open	285.5889 EUR
High	285.5889 EUR
Low	285.5889 EUR
Close (prev. day)	279.7104 EUR
Underlying	KERING S.A.
Underlying price (date)	284.20 (24/07/26)
Settlement price (date)	285.59 (24/07/26)
Open Interest	0

## Performance and Risk

	6m	1Y	3Y
Perf (%)	-26.61%	-45.99%	-
Perf (abs.)	-103.55	-243.21	-
Beta	-	-	-
Volatility	40.80	33.10	-

## Futures and Options

Related Futures	-
Related Options	-

5Y









Information about previous performance does not guarantee future performance.  
Source: FactSet

## Price data

Ø price 5 days   Ø volume 5 days (pcs.)	300.8616 EUR (0)
Ø price 30 days   Ø volume 30 days (pcs.)	317.6465 EUR (0)
Ø price 100 days   Ø volume 100 days (pcs.)	351.6871 EUR (0)
Ø price 250 days   Ø volume 250 days (pcs.)	404.5232 EUR (0)
YTD High   date	435.6132 EUR (2024/02/22)
YTD Low   date	279.7104 EUR (2024/07/25)
52 Weeks High   date	544.6830 EUR (2023/07/27)
52 Weeks Low   date	279.7104 EUR (2024/07/25)

## Recent Research

on underlying	on sector	on market	
Date		Headline	Download
2024/02/14		Global Equity Ratings	
2024/01/23		Global Equity Ratings	
2023/12/21		Global Equity Ratings	
2023/12/07		Global Equity Ratings	
2023/11/24		Global Equity Ratings	