

## KERING S.A. FUTURE (PPXH) - EUX/C11

2024/06/17 18:36:18

Price  
311.9482 EURDifference  0.00% (0.00)

## General attributes

Symbol	PPXHC11
Exchange	Eurex
Currency	EUR
Security type	Future
Underlying	KERING S.A.
Maturity	04-2025
Contract size	100

## Market data

Bid (Bid size)	- EUR (-)
Ask (Ask size)	- EUR (-)
Open	311.9482 EUR
High	311.9482 EUR
Low	311.9482 EUR
Close (prev. day)	311.9482 EUR
Underlying	KERING S.A.
Underlying price (date)	312.60 (24/06/18)
Settlement price (date)	311.95 (24/06/17)
Open Interest	0

## Performance and Risk

	6m	1Y	3Y
Perf (%)	-25.50%	-42.22%	-
Perf (abs.)	-106.80	-227.92	-
Beta	-	-	-
Volatility	36.69	31.57	-

## Futures and Options

Related Futures	-
Related Options	-












Information about previous performance does not guarantee future performance.  
Source: FactSet

## Price data

Ø price 5 days   Ø volume 5 days (pcs.)	- EUR (-)
Ø price 30 days   Ø volume 30 days (pcs.)	- EUR (-)
Ø price 100 days   Ø volume 100 days (pcs.)	386.9755 EUR (0)
Ø price 250 days   Ø volume 250 days (pcs.)	427.0711 EUR (0)
YTD High   date	435.6132 EUR (2024/02/22)
YTD Low   date	311.9482 EUR (2024/06/17)
52 Weeks High   date	547.2225 EUR (2023/07/20)
52 Weeks Low   date	311.9482 EUR (2024/06/17)

## Recent Research

on underlying	on sector	on market	
Date		Headline	Download
2024/02/14		Global Equity Ratings	
2024/01/23		Global Equity Ratings	
2023/12/21		Global Equity Ratings	
2023/12/07		Global Equity Ratings	
2023/11/24		Global Equity Ratings	