

## KERING S.A. FUTURE (PPXH) - EUX/C1

2024/08/01 18:58:50

Price  
**277.5468** EURDifference  -2.61% (-7.44)

## General attributes

Symbol	PPXHC1
Exchange	Eurex
Currency	EUR
Security type	Future
Underlying	KERING S.A.
Maturity	08-2024
Contract size	100

## Market data

Bid (Bid size)	- EUR (-)
Ask (Ask size)	- EUR (-)
Open	277.5468 EUR
High	277.5468 EUR
Low	277.5468 EUR
Close (prev. day)	284.9884 EUR
Underlying	KERING S.A.
Underlying price (date)	277.10 (24/08/01)
Settlement price (date)	277.55 (24/08/01)
Open Interest	0

## Performance and Risk

	6m	1Y	3Y
Perf (%)	-25.77%	-45.67%	-
Perf (abs.)	-98.92	-239.54	-
Beta	-	-	-
Volatility	40.80	32.82	-

## Futures and Options

Related Futures	-
Related Options	-

5Y












Information about previous performance does not guarantee future performance.  
Source: FactSet

## Price data

Ø price 5 days   Ø volume 5 days (pcs.)	284.0286 EUR (0)
Ø price 30 days   Ø volume 30 days (pcs.)	312.0672 EUR (37)
Ø price 100 days   Ø volume 100 days (pcs.)	343.9066 EUR (39)
Ø price 250 days   Ø volume 250 days (pcs.)	398.8627 EUR (40)
YTD High   date	435.5334 EUR (2024/02/22)
YTD Low   date	278.8266 EUR (2024/07/25)
52 Weeks High   date	528.8372 EUR (2023/08/10)
52 Weeks Low   date	278.8266 EUR (2024/07/25)

## Recent Research

on underlying	on sector	on market		
Date			Headline	Download
2024/02/14			Global Equity Ratings	
2024/01/23			Global Equity Ratings	
2023/12/21			Global Equity Ratings	
2023/12/07			Global Equity Ratings	
2023/11/24			Global Equity Ratings	