

KERING S.A. FUTURE (PPXH) - EUX/C1

2024/06/21 18:48:48

Price
320.10 EURDifference  1.24% (3.92)

General attributes

Symbol	PPXHC1
Exchange	Eurex
Currency	EUR
Security type	Future
Underlying	KERING S.A.
Maturity	07-2024
Contract size	100

Market data

Bid (Bid size)	- EUR (-)
Ask (Ask size)	- EUR (-)
Open	320.10 EUR
High	320.10 EUR
Low	320.10 EUR
Close (prev. day)	316.1848 EUR
Underlying	KERING S.A.
Underlying price (date)	338.50 (24/06/28)
Settlement price (date)	339.28 (24/06/28)
Open Interest	0

Performance and Risk

	6m	1Y	3Y
Perf (%)	-19.80%	-37.56%	-
Perf (abs.)	-79.02	-192.58	-
Beta	-	-	-
Volatility	36.38	31.06	-

Futures and Options

Related Futures	-
Related Options	-

5Y











Information about previous performance does not guarantee future performance.
Source: FactSet

Price data

Ø price 5 days Ø volume 5 days (pcs.)	312.11 EUR (480)
Ø price 30 days Ø volume 30 days (pcs.)	- EUR (-)
Ø price 100 days Ø volume 100 days (pcs.)	381.69 EUR (53)
Ø price 250 days Ø volume 250 days (pcs.)	420.90 EUR (40)
YTD High date	435.53 EUR (2024/02/22)
YTD Low date	304.78 EUR (2024/06/17)
52 Weeks High date	541.45 EUR (2023/07/20)
52 Weeks Low date	304.78 EUR (2024/06/17)

Recent Research

on underlying	on sector	on market		
Date			Headline	Download
2024/02/14			Global Equity Ratings	
2024/01/23			Global Equity Ratings	
2023/12/21			Global Equity Ratings	
2023/12/07			Global Equity Ratings	
2023/11/24			Global Equity Ratings	