

KERING S.A. FUTURE (PPXH) - EUX/C1

2024/04/26 18:31:52

Price
330.5074 EURDifference  3.33% (10.64)

General attributes

Symbol	PPXHC1
Exchange	Eurex
Currency	EUR
Security type	Future
Underlying	KERING S.A.
Maturity	05-2024
Contract size	100

Market data

Bid (Bid size)	- EUR (-)
Ask (Ask size)	- EUR (-)
Open	330.5074 EUR
High	330.5074 EUR
Low	330.5074 EUR
Close (prev. day)	319.8688 EUR
Underlying	KERING S.A.
Underlying price (date)	337.95 (24/04/26)
Settlement price (date)	330.51 (24/04/26)
Open Interest	0

Performance and Risk

	6m	1Y	3Y
Perf (%)	-14.23%	-41.47%	-
Perf (abs.)	-54.82	-234.16	-
Beta	-	-	-
Volatility	33.60	29.41	-

Futures and Options

Related Futures	-
Related Options	-

5Y









Information about previous performance does not guarantee future performance.
Source: FactSet

Price data

Ø price 5 days Ø volume 5 days (pcs.)	330.2054 EUR (0)
Ø price 30 days Ø volume 30 days (pcs.)	363.0675 EUR (6)
Ø price 100 days Ø volume 100 days (pcs.)	388.0311 EUR (44)
Ø price 250 days Ø volume 250 days (pcs.)	439.4086 EUR (32)
YTD High date	435.5334 EUR (2024/02/22)
YTD Low date	318.7471 EUR (2024/04/24)
52 Weeks High date	572.6298 EUR (2023/04/27)
52 Weeks Low date	318.7471 EUR (2024/04/24)

Recent Research

on underlying	on sector	on market	
Date		Headline	Download
2024/02/14		Global Equity Ratings	
2024/01/23		Global Equity Ratings	
2023/12/21		Global Equity Ratings	
2023/12/07		Global Equity Ratings	
2023/11/24		Global Equity Ratings	