

## KERING S.A. FUTURE (PPXH) - EUX/C1

2024/04/23 18:24:59

Price  
342.8872 EURDifference  1.14% (3.87)

## General attributes

Symbol	PPXHC1
Exchange	Eurex
Currency	EUR
Security type	Future
Underlying	KERING S.A.
Maturity	05-2024
Contract size	100

## Market data

Bid (Bid size)	- EUR (-)
Ask (Ask size)	- EUR (-)
Open	342.8872 EUR
High	342.8872 EUR
Low	342.8872 EUR
Close (prev. day)	339.0165 EUR
Underlying	KERING S.A.
Underlying price (date)	350.20 (24/04/23)
Settlement price (date)	342.89 (24/04/23)
Open Interest	0

## Performance and Risk

	6m	1Y	3Y
Perf (%)	-15.25%	-40.68%	-
Perf (abs.)	-61.71	-235.11	-
Beta	-	-	-
Volatility	32.12	28.45	-

## Futures and Options

Related Futures	-
Related Options	-












Information about previous performance does not guarantee future performance.  
Source: FactSet

## Price data

Ø price 5 days   Ø volume 5 days (pcs.)	340.5232 EUR (0)
Ø price 30 days   Ø volume 30 days (pcs.)	373.1073 EUR (49)
Ø price 100 days   Ø volume 100 days (pcs.)	390.1351 EUR (44)
Ø price 250 days   Ø volume 250 days (pcs.)	442.2865 EUR (32)
YTD High   date	435.5334 EUR (2024/02/22)
YTD Low   date	339.0165 EUR (2024/04/22)
52 Weeks High   date	578.1466 EUR (2023/04/25)
52 Weeks Low   date	339.0165 EUR (2024/04/22)

## Recent Research

on underlying	on sector	on market	
Date		Headline	Download
2024/02/14		Global Equity Ratings	
2024/01/23		Global Equity Ratings	
2023/12/21		Global Equity Ratings	
2023/12/07		Global Equity Ratings	
2023/11/24		Global Equity Ratings	