

KERING S.A. FUTURE (PPXH) - EUX/C1

2024/04/30 18:39:45

Price
322.39 EURDifference  -1.74% (-5.70)

General attributes

Symbol	PPXHC1
Exchange	Eurex
Currency	EUR
Security type	Future
Underlying	KERING S.A.
Maturity	06-2024
Contract size	100

Market data

Bid (Bid size)	- EUR (-)
Ask (Ask size)	- EUR (-)
Open	322.39 EUR
High	322.39 EUR
Low	322.39 EUR
Close (prev. day)	328.0912 EUR
Underlying	KERING S.A.
Underlying price (date)	323.50 (24/05/29)
Settlement price (date)	324.29 (24/05/29)
Open Interest	9,100

Performance and Risk

	6m	1Y	3Y
Perf (%)	-15.99%	-43.69%	-
Perf (abs.)	-61.37	-250.09	-
Beta	-	-	-
Volatility	33.69	29.43	-

Futures and Options

Related Futures	-
Related Options	-

5Y












Information about previous performance does not guarantee future performance.
Source: FactSet

Price data

Ø price 5 days Ø volume 5 days (pcs.)	323.92 EUR (0)
Ø price 30 days Ø volume 30 days (pcs.)	356.34 EUR (6)
Ø price 100 days Ø volume 100 days (pcs.)	386.54 EUR (38)
Ø price 250 days Ø volume 250 days (pcs.)	437.55 EUR (32)
YTD High date	435.53 EUR (2024/02/22)
YTD Low date	318.75 EUR (2024/04/24)
52 Weeks High date	567.36 EUR (2023/05/03)
52 Weeks Low date	318.75 EUR (2024/04/24)

Recent Research

on underlying	on sector	on market		
Date			Headline	Download
2024/02/14			Global Equity Ratings	
2024/01/23			Global Equity Ratings	
2023/12/21			Global Equity Ratings	
2023/12/07			Global Equity Ratings	
2023/11/24			Global Equity Ratings	