

ROYAL CARRIBEAN CRUISES GROUP FUTURE (RCLF) - EUX/C13

2024/10/18 19:07:25

Price
206.9247 USD

Difference  **-2.01% (-4.25)**

General attributes

Symbol	RCLFC13
Exchange	Eurex
Currency	USD
Security type	Future
Underlying	ROYAL CARIBBEAN CRUISES LTD
Maturity	12-2025
Contract size	100

Market data

Bid (Bid size)	- USD (-)
Ask (Ask size)	- USD (-)
Open	206.9247 USD
High	206.9247 USD
Low	206.9247 USD
Close (prev. day)	211.1745 USD
Underlying	ROYAL CARIBBEAN CRUISES LTD
Underlying price (date)	199.94 (24/10/18)
Settlement price (date)	207.91 (24/10/18)
Open Interest	0

Performance and Risk

	6m	1Y	3Y
Perf (%)	+52.70%	+137.88%	-
Perf (abs.)	+71.41	+119.94	-
Beta	-	-	-
Volatility	42.10	37.27	-

Futures and Options

Related Futures	-
Related Options	-

5Y










Information about previous performance does not guarantee future performance.
Source: FactSet

Price data

Ø price 5 days Ø volume 5 days (pcs.)	208.1843 USD (0)
Ø price 30 days Ø volume 30 days (pcs.)	185.7552 USD (0)
Ø price 100 days Ø volume 100 days (pcs.)	172.8571 USD (0)
Ø price 250 days Ø volume 250 days (pcs.)	143.3598 USD (0)
YTD High date	211.1745 USD (2024/10/17)
YTD Low date	119.3368 USD (2024/02/20)
52 Weeks High date	211.1745 USD (2024/10/17)
52 Weeks Low date	83.1569 USD (2023/10/20)

Recent Research

on sector		on market	
Date		Headline	Download
2024/09/27		Global Equity Ratings	
2024/09/11		Global Equity Ratings	
2024/09/05		Global Equity Ratings	
2024/08/12		Global Equity Ratings	
2024/07/24		Global Equity Ratings	