

NUTRIEN LTD FUTURE (POCF) - EUX/C12

2024/07/16 18:50:51

Price
51.2412 USD

Difference  1.33% (0.67)

General attributes

Symbol	POCF12
Exchange	Eurex
Currency	USD
Security type	Future
Underlying	NUTRIEN LTD
Maturity	06-2025
Contract size	100

Market data

Bid (Bid size)	- USD (-)
Ask (Ask size)	- USD (-)
Open	51.2412 USD
High	51.2412 USD
Low	51.2412 USD
Close (prev. day)	50.5688 USD
Underlying	NUTRIEN LTD
Underlying price (date)	50.91 (24/07/16)
Settlement price (date)	51.24 (24/07/16)
Open Interest	0

Performance and Risk

	6m	1Y	3Y
Perf (%)	+0.70%	-17.54%	-
Perf (abs.)	+0.36	-10.90	-
Beta	-	-	-
Volatility	30.27	30.55	-

Futures and Options

Related Futures	-
Related Options	-

5Y












Information about previous performance does not guarantee future performance.
Source: FactSet

Price data

Ø price 5 days Ø volume 5 days (pcs.)	50.8978 USD (0)
Ø price 30 days Ø volume 30 days (pcs.)	51.1887 USD (0)
Ø price 100 days Ø volume 100 days (pcs.)	53.9031 USD (0)
Ø price 250 days Ø volume 250 days (pcs.)	57.5084 USD (0)
YTD High date	58.4311 USD (2024/01/02)
YTD Low date	49.0591 USD (2024/02/08)
52 Weeks High date	70.5088 USD (2023/07/31)
52 Weeks Low date	49.0591 USD (2024/02/08)

Recent Research

on sector			
Date		Headline	Download
2024/07/12		Global Equity Ratings	
2024/06/21		Global Equity Ratings	
2024/06/14		Global Equity Ratings	
2024/05/29		Global Equity Ratings	
2024/04/26		Global Equity Ratings	