

PHILIP MORRIS INTERNAT. INC. FUTURE (PMFF) - EUX/C11

2024/05/03 18:33:20

Price
96.3114 USD

Difference  -0.25% (-0.24)

General attributes

Symbol	PMFFC11
Exchange	Eurex
Currency	USD
Security type	Future
Underlying	PHILIP MORRIS INTERNATIONAL INC
Maturity	03-2025
Contract size	100

Market data

Bid (Bid size)	- USD (-)
Ask (Ask size)	- USD (-)
Open	96.3114 USD
High	96.3114 USD
Low	96.3114 USD
Close (prev. day)	96.55 USD
Underlying	PHILIP MORRIS INTERNATIONAL INC
Underlying price (date)	97.41 (24/05/03)
Settlement price (date)	96.31 (24/05/03)
Open Interest	0

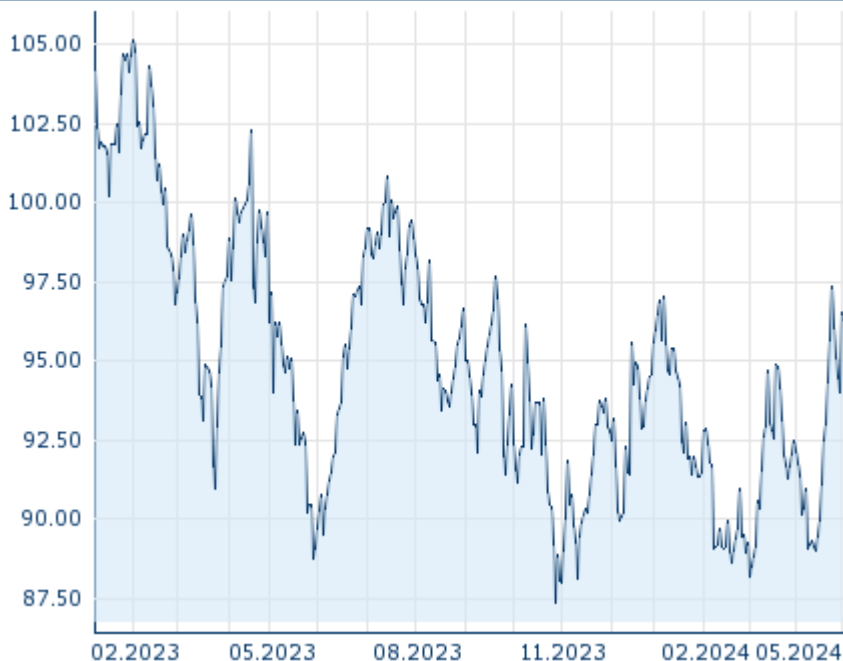
Performance and Risk

	6m	1Y	3Y
Perf (%)	+4.88%	-0.91%	-
Perf (abs.)	+4.48	-0.88	-
Beta	-	-	-
Volatility	17.59	18.09	-

Futures and Options

Related Futures	-
Related Options	-

5Y







Information about previous performance does not guarantee future performance.
Source: FactSet

Price data

Ø price 5 days Ø volume 5 days (pcs.)	95.3153 USD (0)
Ø price 30 days Ø volume 30 days (pcs.)	92.4014 USD (0)
Ø price 100 days Ø volume 100 days (pcs.)	92.3112 USD (0)
Ø price 250 days Ø volume 250 days (pcs.)	93.3348 USD (0)
YTD High date	97.3365 USD (2024/04/24)
YTD Low date	88.1948 USD (2024/03/01)
52 Weeks High date	100.8523 USD (2023/07/14)
52 Weeks Low date	87.3697 USD (2023/10/27)

Recent Research

on sector		on market	
Date		Headline	Download
2024/05/03		Akciové trhy - denní zpráva	
2024/05/02		Akciové trhy - denní zpráva	
2024/04/30		Akciové trhy - denní zpráva	
2024/04/29		Akciové trhy - denní zpráva	
2024/04/26		Global Equity Ratings	