

SANOFI S.A. FUTURE (SNWG) - EUX/C1

2024/08/20 18:51:14

Price
98.833 EUR

Difference  0.16% (0.16)

General attributes

Symbol	SNWGC1
Exchange	Eurex
Currency	EUR
Security type	Future
Underlying	SANOFI S.A.
Maturity	09-2024
Contract size	100

Market data

Bid (Bid size)	- EUR (-)
Ask (Ask size)	- EUR (-)
Open	98.833 EUR
High	98.833 EUR
Low	98.833 EUR
Close (prev. day)	98.6728 EUR
Underlying	SANOFI S.A.
Underlying price (date)	98.54 (24/08/20)
Settlement price (date)	98.83 (24/08/20)
Open Interest	17,230

Performance and Risk

	6m	1Y	3Y
Perf (%)	+13.14%	+0.85%	-
Perf (abs.)	+11.48	+0.83	-
Beta	-	-	-
Volatility	24.03	30.41	-

Futures and Options

Related Futures	-
Related Options	-













Information about previous performance does not guarantee future performance.
Source: FactSet

Price data

Ø price 5 days Ø volume 5 days (pcs.)	98.329 EUR (0)
Ø price 30 days Ø volume 30 days (pcs.)	95.326 EUR (767)
Ø price 100 days Ø volume 100 days (pcs.)	91.509 EUR (599)
Ø price 250 days Ø volume 250 days (pcs.)	92.071 EUR (432)
YTD High date	98.833 EUR (2024/08/20)
YTD Low date	84.616 EUR (2024/04/24)
52 Weeks High date	104.139 EUR (2023/09/20)
52 Weeks Low date	81.627 EUR (2023/10/27)

Recent Research

on underlying	on sector	on market	
Date		Headline	Download
2024/08/12		Global Equity Ratings	
2024/07/24		Global Equity Ratings	
2024/07/12		Global Equity Ratings	
2024/06/21		Global Equity Ratings	
2024/06/14		Global Equity Ratings	

5Y